

Kaduna State Covid-19 Outbreak Situation Report day 135, 10th August 2020

Highlights

- Epidemiology unit of Kaduna State Ministry of Health received a report of suspected cases of covid-19 in the state on 27/03/2020
- Rapid response team was immediately deployed to respond to the situation
- The index case laboratory confirmation was on 28/03/2020
- He had a history of contact with a confirmed case
- Results released today shows that 15 were positive
- Total of 1613 have been confirmed of Covid-19 in Kaduna State
- Total of 1380 have been discharged of Covid-19 in the state
- Two hundred and eleven cases 211 (13.1%) are active receiving treatment at various Centers in the state (IDCC, Hamdala Motel, ABUTH Zaria, Zaria Hotel, Kafanchan and home management)
- Total of 22 deaths (CFR 1.4%) have been recorded for Covid-19 in the state
- Total of 174 samples were collected (123 from Kaduna and 51 from Zaria)

Epi Summary for Covid-19

S/ No.	Description	New (Daily)	Total for epi-week 33(Monday- Sunday)	Cumulative (till date)
Cases				
1	Suspected cases	174	174	10032
2	Lab-confirmed positive cases	15	15	1613
3	Lab-confirmed positive cases in Health care Worker(s)	0	0	221
4	Probable cases	0	0	2
5	Signal under investigation	18	18	544
6	Persons of interest under monitoring	0	0	0
7	Number of confirmed cases on admission	15	15	211
8	Number of confirmed cases discharged	0	0	1380
9	Number of deaths in confirmed cases	0	1	22
10	Number of deaths in Health care workers	0	0	1
11	Number of deaths in suspected cases	0	0	0
Contacts				
12	Contacts listed	87	87	5004
13	Contacts seen today	87	87	1622

14	Contacts currently under follow up	162	162	162
15	Contacts symptomatic	0	0	20
16	Contacts confirmed positive	0	0	439
17	Contacts who completed 14 days follow up	35	35	4842
18	Contacts lost to follow Up	0	0	0
Laboratory(Initial Samples)				
20	Number of Initial samples collected (Initial only)	Daily	Week	Cumulative since outbreak Started
		174	174	12309
21	Number of pending laboratory samples(initial only)	270	270	270
22	Number of Negative Samples	90	90	12039
Laboratory (Follow Up Samples)				
23	Number of specimens collected	0	0	1080
24	Number of specimens tested negative	0	0	1080
25	Number of pending laboratory samples	0	0	0

Descriptive statistic

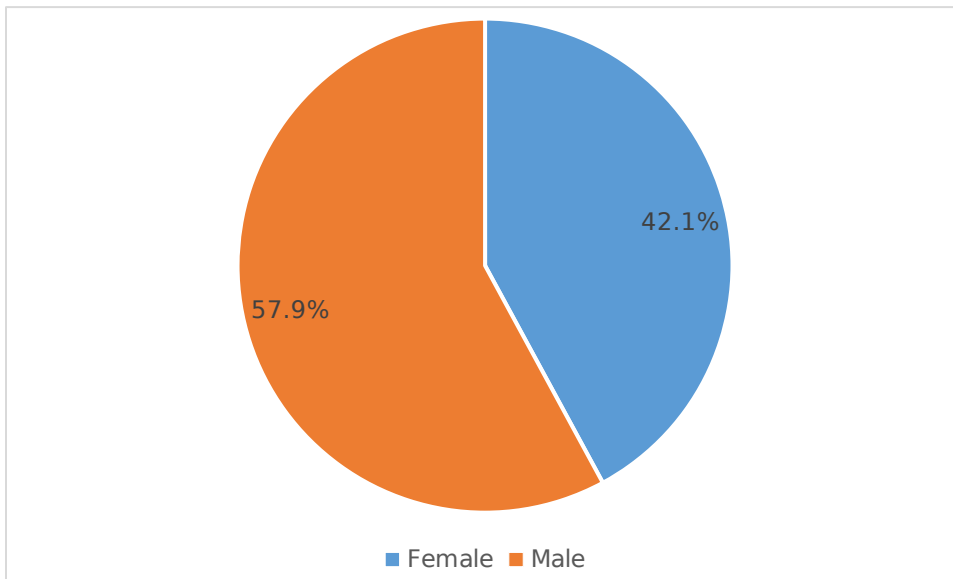


Fig.1 Sex distribution of Covid-19 cases in Kaduna State August 10th 2020

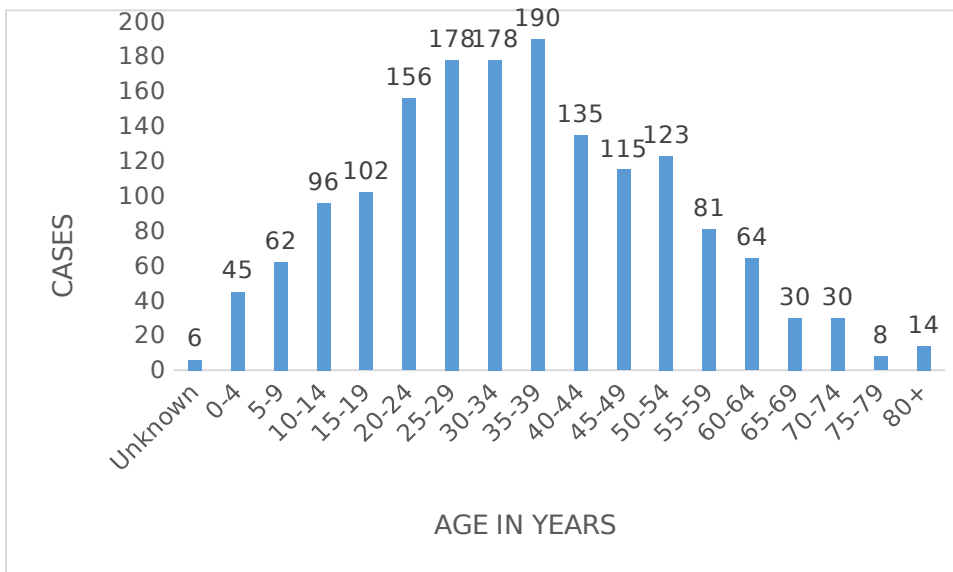


Figure 2. Age distribution of cases of Covid-19 in Kaduna State August 10th 2020

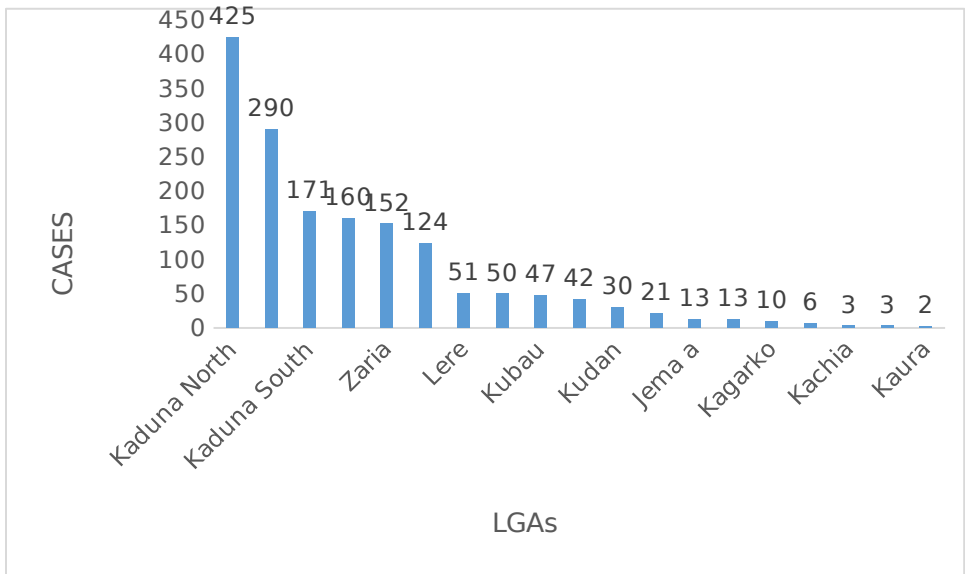


Fig 3. Distribution of cases of Covid-19 by LGA in Kaduna State August 10th 2020

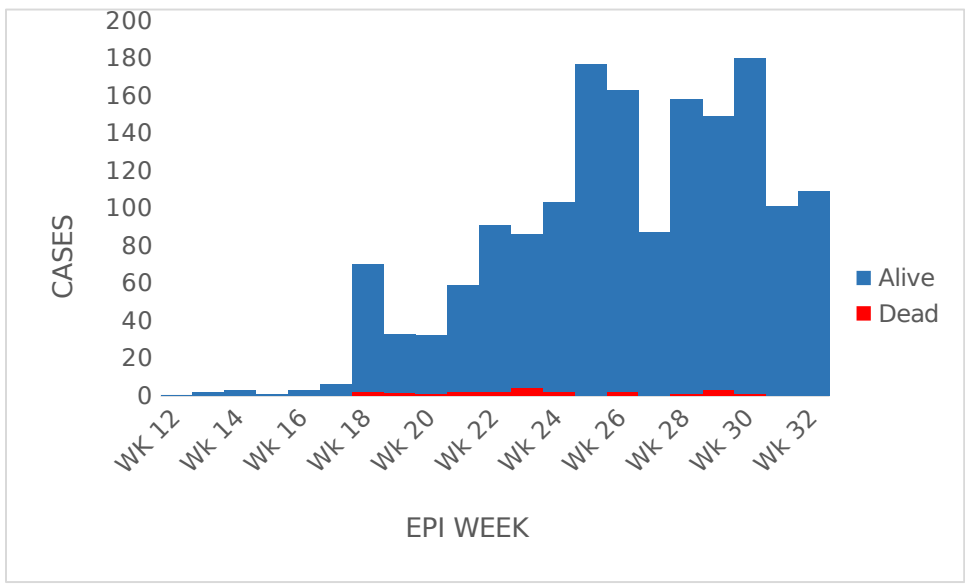


Figure 4. Epidemic curve of Covid-19 outbreak in Kaduna State August 10th 2020

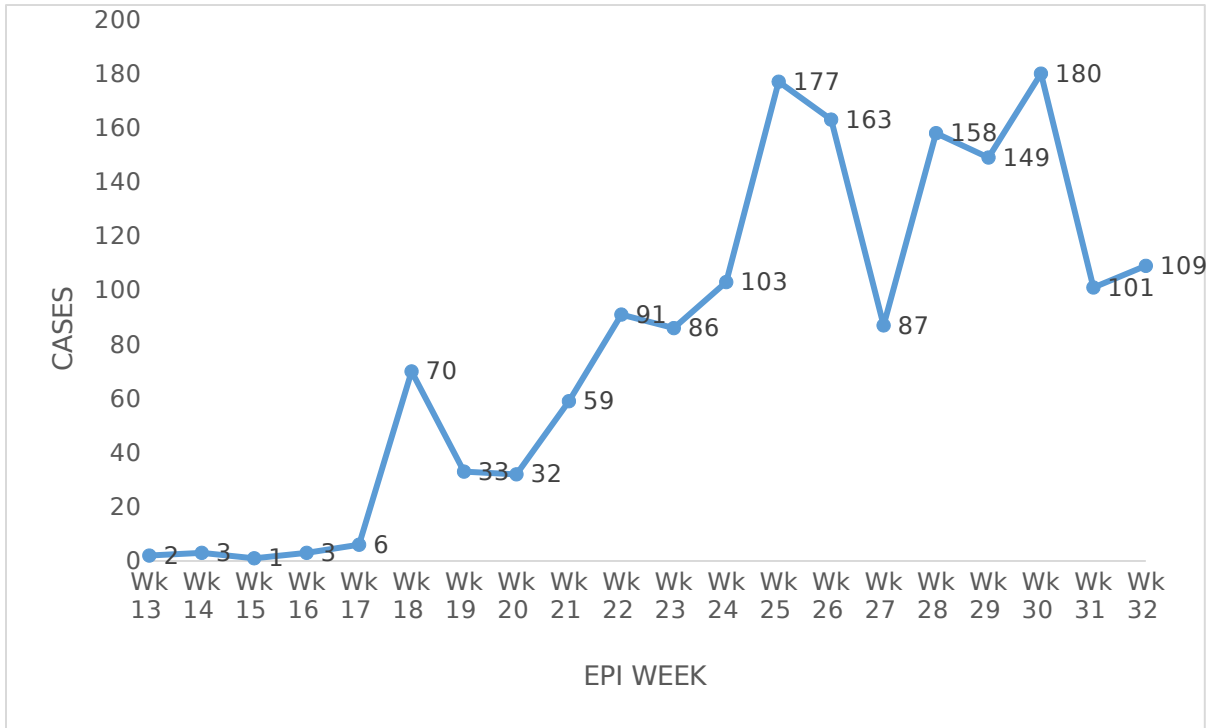


Figure 5. Trend of Covid-19 outbreak in Kaduna State August 10th 2020

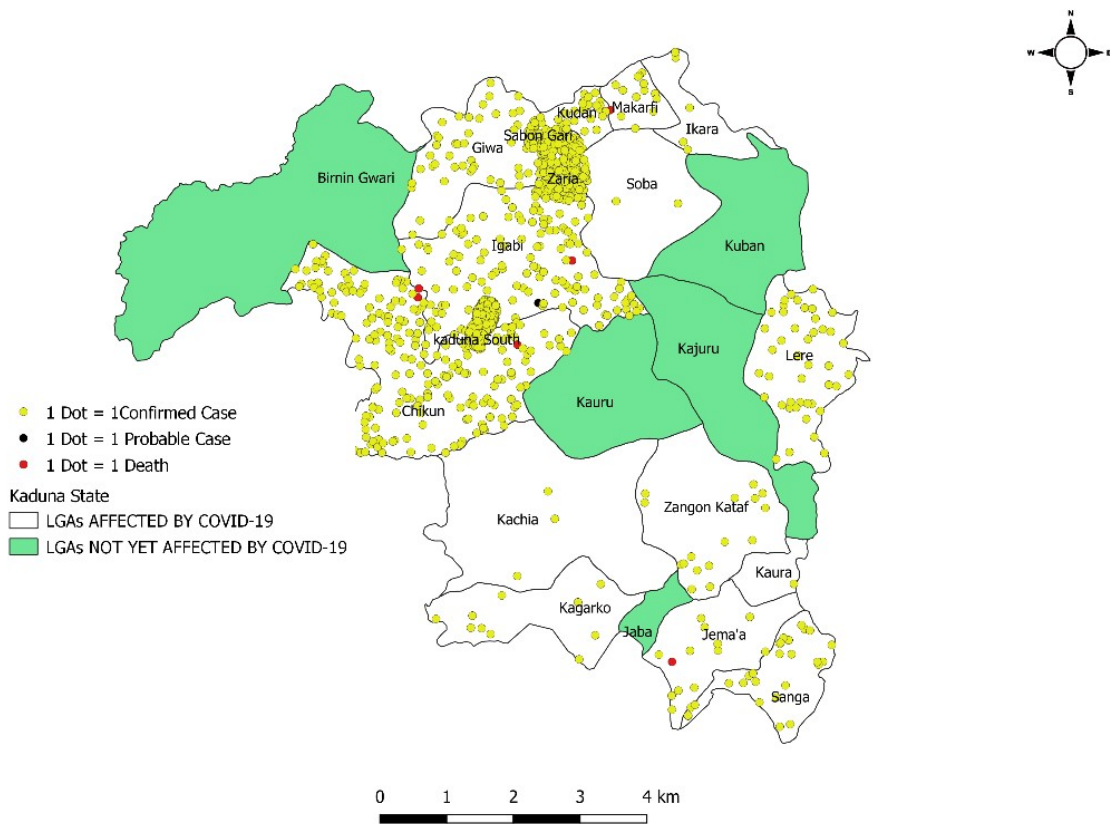


Figure 6. Map of Kaduna State showing distribution of cases across the LGAs, August 10th 2020

Pillar response summary

Coordination

- Nine pillars have been set up by Emergency Preparedness and Response team with each pillars having a coordinator
 - Epidemiology and surveillance
 - Laboratory services
 - Point of Entry (POE)
 - Infection Prevention and Control
 - Case management
 - Risk communication
 - Logistics and supplies
 - Coordination
 - Research

Isolation Centres

1. IDCC Kaduna (16 beds)
2. ABUTH Shika (20 beds)
3. Hamdala Motel Kaduna (95 beds)
4. Zaria Hotel (50)
5. Kafanchan (30)

Quarantine centre

1. NYSC Camp along Kaduna-Abuja road

Surveillance

- Contact tracing, active case search and rumour investigation ongoing

Laboratory

- Total of 174 samples were collected (123 from Kaduna and 51 from Zaria)

Case management

- New cases = 15
- Total number of cases = 1613
- New discharges = 0
- Cumulative discharged= 1380
- Death =0
- Cumulative = 22
- The remaining 211 active cases are stable

IPC

- Facilities are being monitored to ensure compliance to IPC rules

Planned activities for next day

- Rumour investigation ongoing
- Active Case search for Covid-19 on-going
- Contact tracing ongoing