

Kaduna State Covid-19 Outbreak Situation Report day 136, 11th August 2020

Highlights

- Epidemiology unit of Kaduna State Ministry of Health received a report of suspected cases of covid-19 in the state on 27/03/2020
- Rapid response team was immediately deployed to respond to the situation
- The index case laboratory confirmation was on 28/03/2020
- He had a history of contact with a confirmed case
- Results released today shows that 15 were positive
- Total of 1628 have been confirmed of Covid-19 in Kaduna State
- Twenty nine (29) people were discharged bringing total discharge to 1409
- One hundred and ninety five cases 195 (12.0%) are active receiving treatment at various Centers in the state (IDCC, Hamdala Motel, ABUTH Zaria, Zaria Hotel, Kafanchan and home management)
- Total of 24 deaths (CFR 1.5%) have been recorded for Covid-19 in the state
- Total of 174 samples were collected (148 from Kaduna and 26 from Zaria)

Epi Summary for Covid-19

| S/ No. | Description | New (Daily) | Total for epi-week 33(Monday-Sunday) | Cumulative (till date) |
|-----------------|---|-------------|--------------------------------------|------------------------|
| Cases | | | | |
| 1 | Suspected cases | 174 | 348 | 10206 |
| 2 | Lab-confirmed positive cases | 15 | 30 | 1643 |
| 3 | Lab-confirmed positive cases in Health care Worker(s) | 0 | 0 | 221 |
| 4 | Probable cases | 0 | 0 | 2 |
| 5 | Signal under investigation | 1 | 19 | 545 |
| 6 | Persons of interest under monitoring | 0 | 0 | 0 |
| 7 | Number of confirmed cases on admission | 15 | 30 | 195 |
| 8 | Number of confirmed cases discharged | 29 | 29 | 1409 |
| 9 | Number of deaths in confirmed cases | 2 | 2 | 24 |
| 10 | Number of deaths in Health care workers | 0 | 0 | 1 |
| 11 | Number of deaths in suspected cases | 0 | 0 | 0 |
| Contacts | | | | |
| 12 | Contacts listed | 35 | 122 | 5039 |
| 13 | Contacts seen today | 35 | 122 | 1657 |

| | | | | |
|---------------------------------------|--|--------------|-------------|--|
| 14 | Contacts currently under follow up | 177 | 177 | 177 |
| 15 | Contacts symptomatic | 0 | 0 | 20 |
| 16 | Contacts confirmed positive | 0 | 0 | 439 |
| 17 | Contacts who completed 14 days follow up | 20 | 55 | 4862 |
| 18 | Contacts lost to follow Up | 0 | 0 | 0 |
| Laboratory(Initial Samples) | | | | |
| 20 | Number of Initial samples collected (Initial only) | Daily | Week | Cumulative since outbreak Started |
| | | 174 | 348 | 12483 |
| 21 | Number of pending laboratory samples(initial only) | 381 | 381 | 381 |
| 22 | Number of Negative Samples | 48 | 138 | 12102 |
| Laboratory (Follow Up Samples) | | | | |
| 23 | Number of specimens collected | 0 | 0 | 1080 |
| 24 | Number of specimens tested negative | 0 | 0 | 1080 |
| 25 | Number of pending laboratory samples | 0 | 0 | 0 |

Descriptive statistic

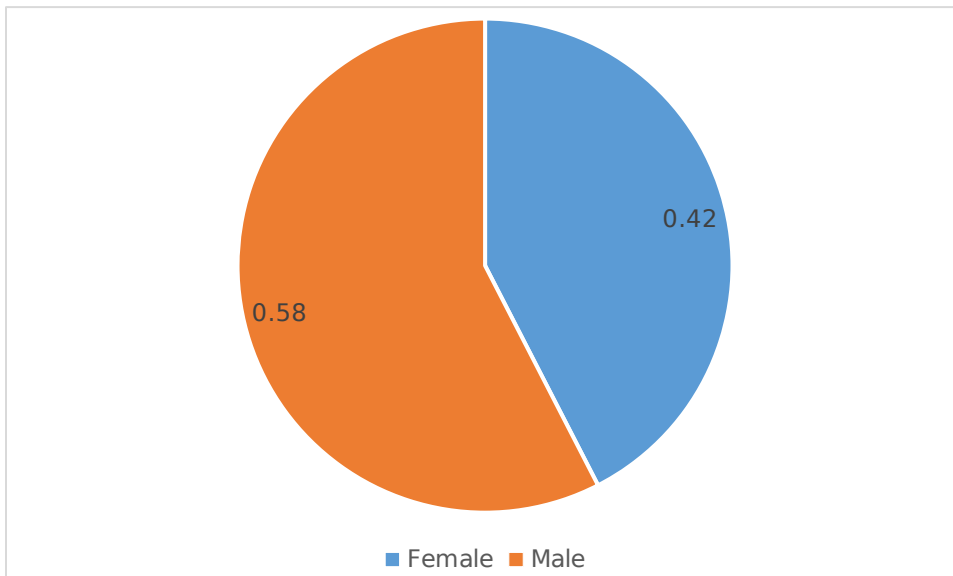


Fig.1 Sex distribution of Covid-19 cases in Kaduna State August 11th 2020

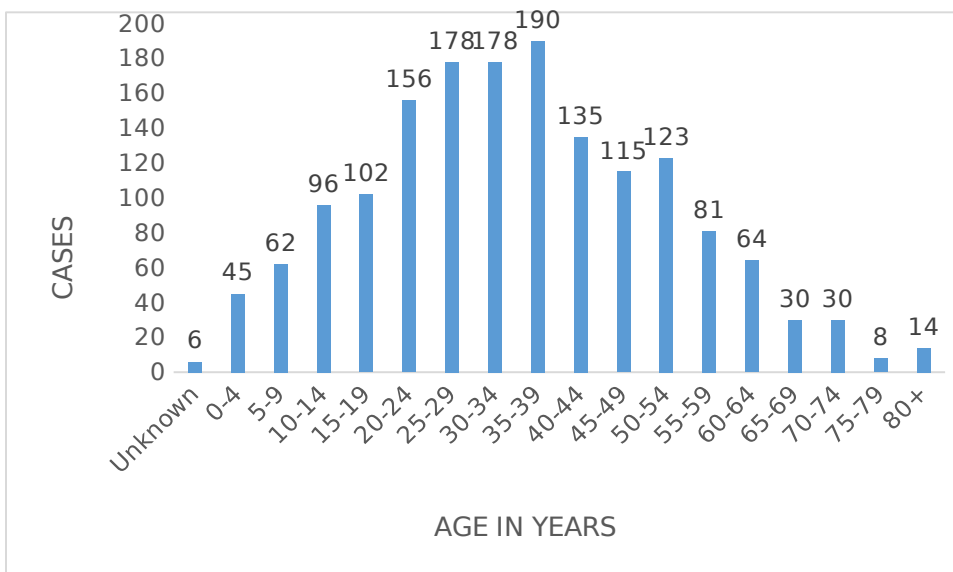


Figure 2. Age distribution of cases of Covid-19 in Kaduna State August 11th 2020

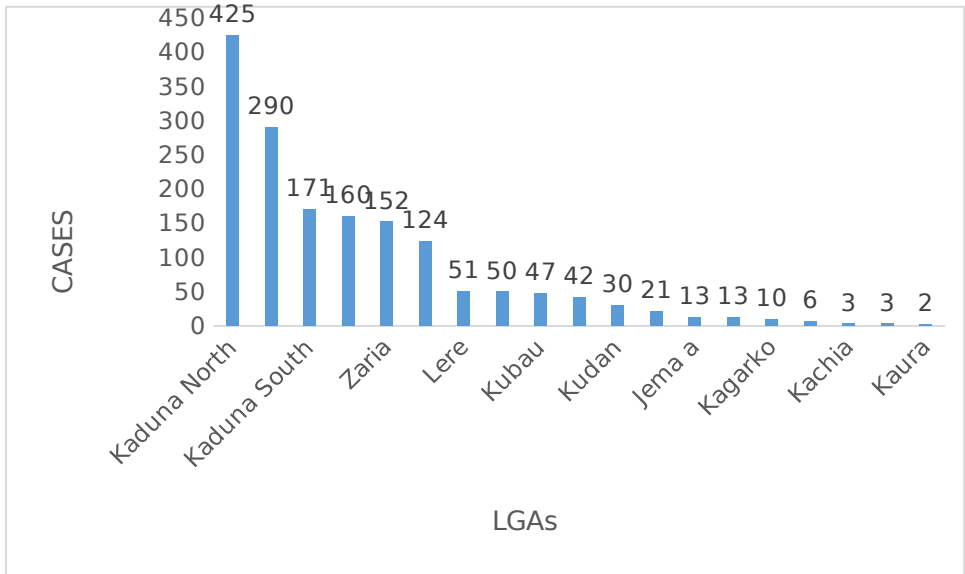


Fig 3. Distribution of cases of Covid-19 by LGA in Kaduna State August 11th 2020

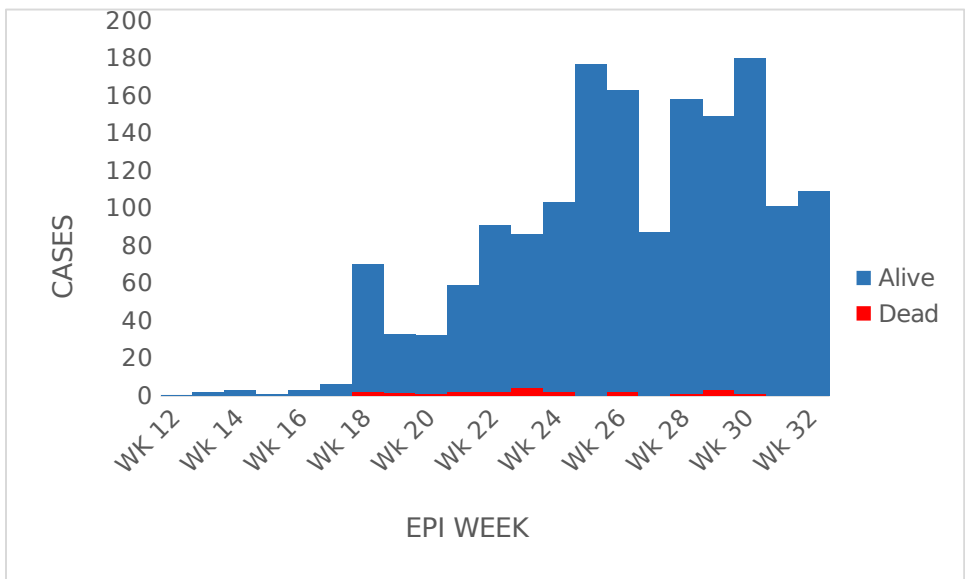


Figure 4. Epidemic curve of Covid-19 outbreak in Kaduna State August 11th 2020

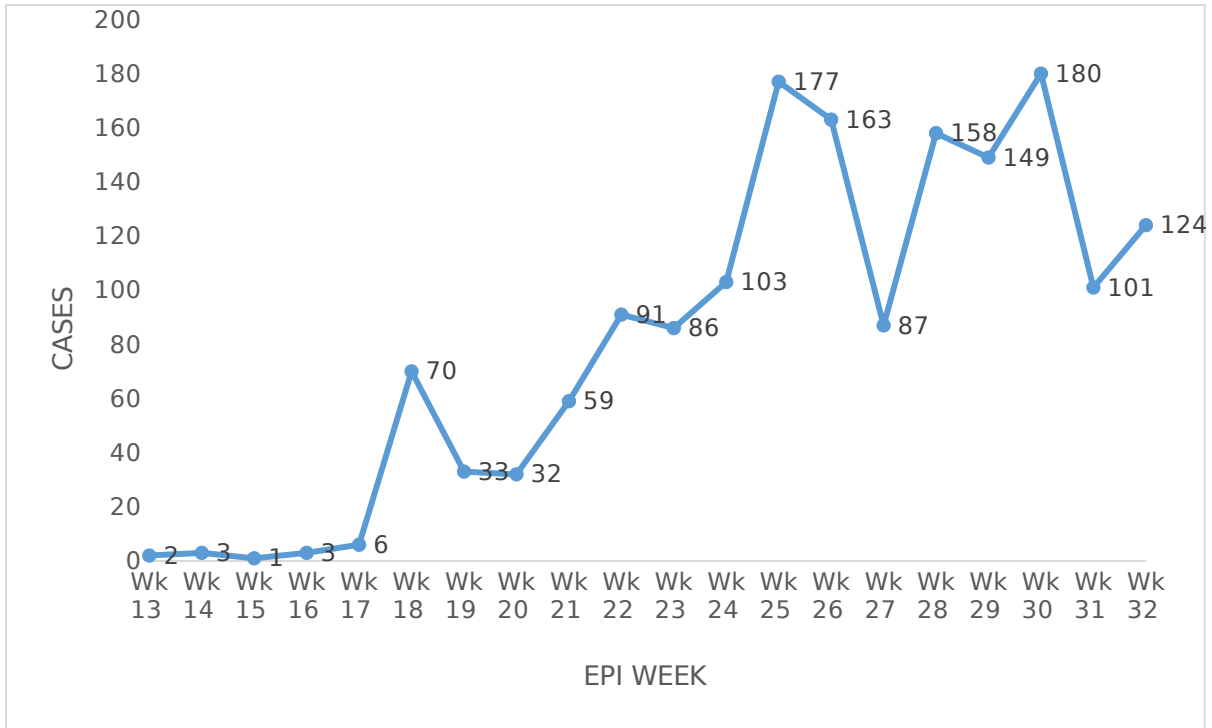


Figure 5. Trend of Covid-19 outbreak in Kaduna State August 11th 2020

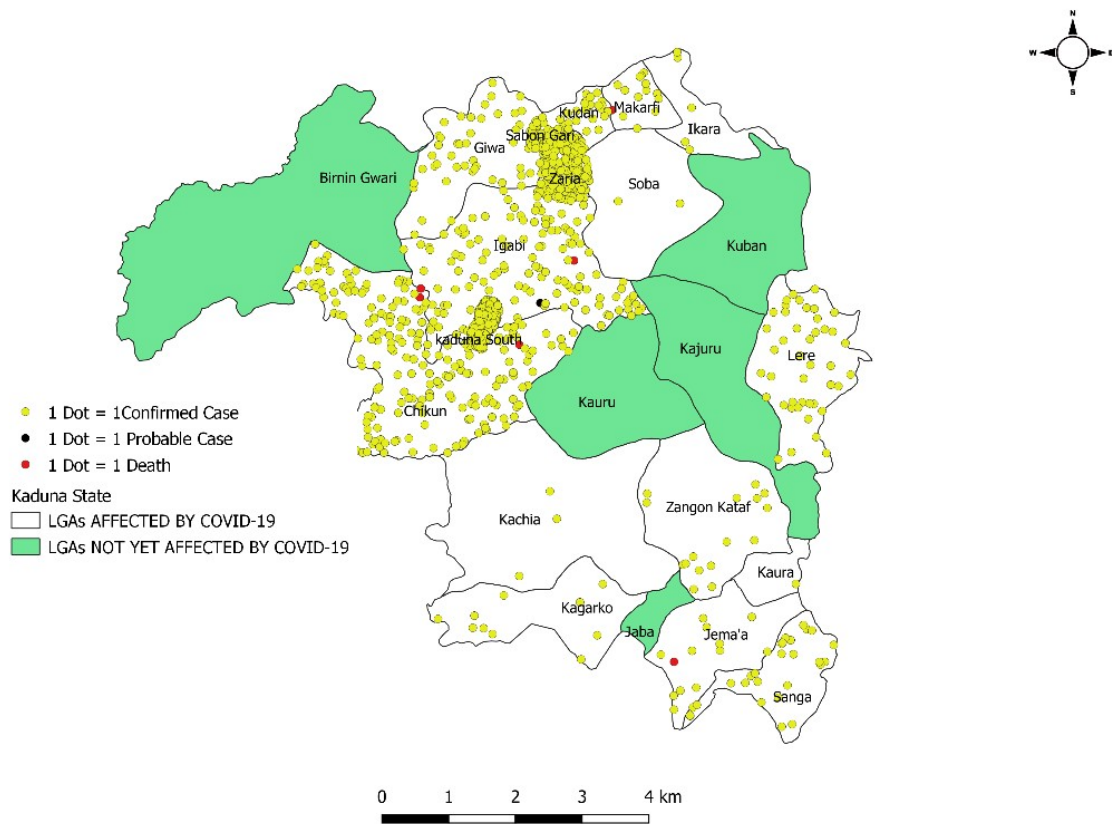


Figure 6. Map of Kaduna State showing distribution of cases across the LGAs, August 11th 2020

Pillar response summary

Coordination

- Nine pillars have been set up by Emergency Preparedness and Response team with each pillars having a coordinator
 - Epidemiology and surveillance
 - Laboratory services
 - Point of Entry (POE)
 - Infection Prevention and Control
 - Case management
 - Risk communication
 - Logistics and supplies
 - Coordination
 - Research

Isolation Centres

1. IDCC Kaduna (16 beds)
2. ABUTH Shika (20 beds)
3. Hamdala Motel Kaduna (95 beds)
4. Zaria Hotel (50)
5. Kafanchan (30)

Quarantine centre

1. NYSC Camp along Kaduna-Abuja road

Surveillance

- Contact tracing, active case search and rumour investigation ongoing

Laboratory

- Total of 174 samples were collected (148 from Kaduna and 26 from Zaria)

Case management

- New cases = 15
- Total number of cases = 1628
- New discharges = 29
- Cumulative discharged= 1409
- Death =2
- Cumulative = 24
- The remaining 195 active cases are stable

- Facilities are being monitored to ensure compliance to IPC rules

Planned activities for next day

- Rumour investigation ongoing
- Active Case search for Covid-19 on-going
- Contact tracing ongoing