

Kaduna State Covid-19 Outbreak Situation Report day 137, 12th August 2020

Highlights

- Epidemiology unit of Kaduna State Ministry of Health received a report of suspected cases of covid-19 in the state on 27/03/2020
- Rapid response team was immediately deployed to respond to the situation
- The index case laboratory confirmation was on 28/03/2020
- He had a history of contact with a confirmed case
- Results released today shows that 38 were positive
- Total of 1666 have been confirmed of Covid-19 in Kaduna State
- Sixty three (63) people were discharged bringing total discharge to 1472
- One hundred and seventy cases 170 (10.2%) are active receiving treatment at various Centers in the state (IDCC, Hamdala Motel, ABUTH Zaria, Zaria Hotel, Kafanchan and home management)
- Total of 24 deaths (CFR 1.5%) have been recorded for Covid-19 in the state
- Total of 120 samples were collected (117 from Kaduna and 3 from Zaria),5 were follow up

Epi Summary for Covid-19

S/ No.	Description	New (Daily)	Total for epi-week 33(Monday- Sunday)	Cumulative (till date)
Cases				
1	Suspected cases	115	465	10323
2	Lab-confirmed positive cases	38	68	1666
3	Lab-confirmed positive cases in Health care Worker(s)	0	0	221
4	Probable cases	0	0	2
5	Signal under investigation	23	42	568
6	Persons of interest under monitoring	0	0	0
7	Number of confirmed cases on admission	38	68	170
8	Number of confirmed cases discharged	63	92	1472
9	Number of deaths in confirmed cases	0	2	24
10	Number of deaths in Health care workers	0	0	1
11	Number of deaths in suspected cases	0	0	0
Contacts				

12	Contacts listed	39	163	5080
13	Contacts seen today	39	163	1698
14	Contacts currently under follow up	209	209	209
15	Contacts symptomatic	0	0	20
16	Contacts confirmed positive	0	0	439
17	Contacts who completed 14 days follow up	9	64	4871
18	Contacts lost to follow Up	0	0	0
Laboratory(Initial Samples)				
20	Number of Initial samples collected (Initial only)	Daily	Week	Cumulative since outbreak Started
		115	463	12598
21	Number of pending laboratory samples(initial only)	356	356	356
22	Number of Negative Samples	100	248	12242
Laboratory (Follow Up Samples)				
23	Number of specimens collected	5	5	1083
24	Number of specimens tested negative	3	3	1078
25	Number of pending laboratory samples	5	5	5

Descriptive statistic

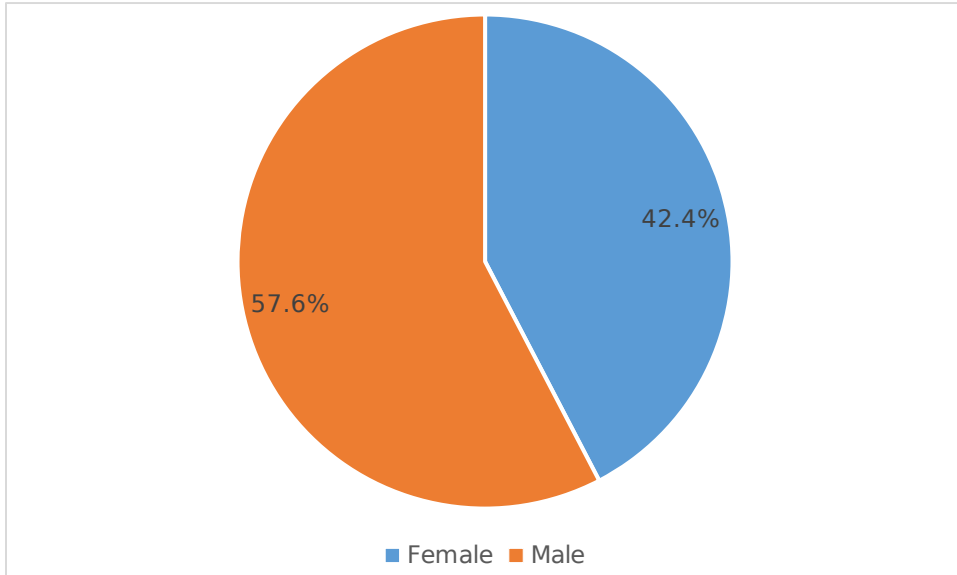


Fig.1 Sex distribution of Covid-19 cases in Kaduna State August 12th 2020

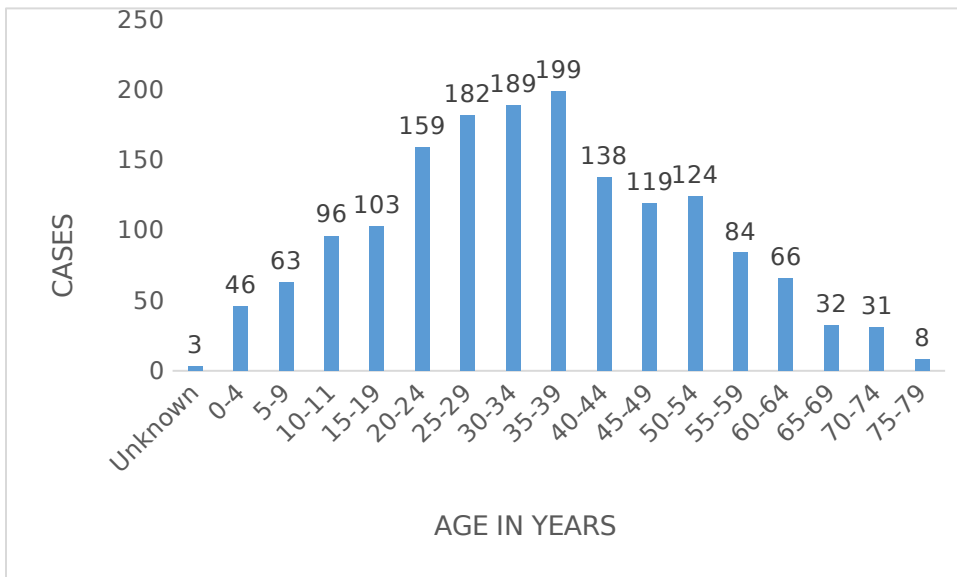


Figure 2. Age distribution of cases of Covid-19 in Kaduna State August 12th 2020

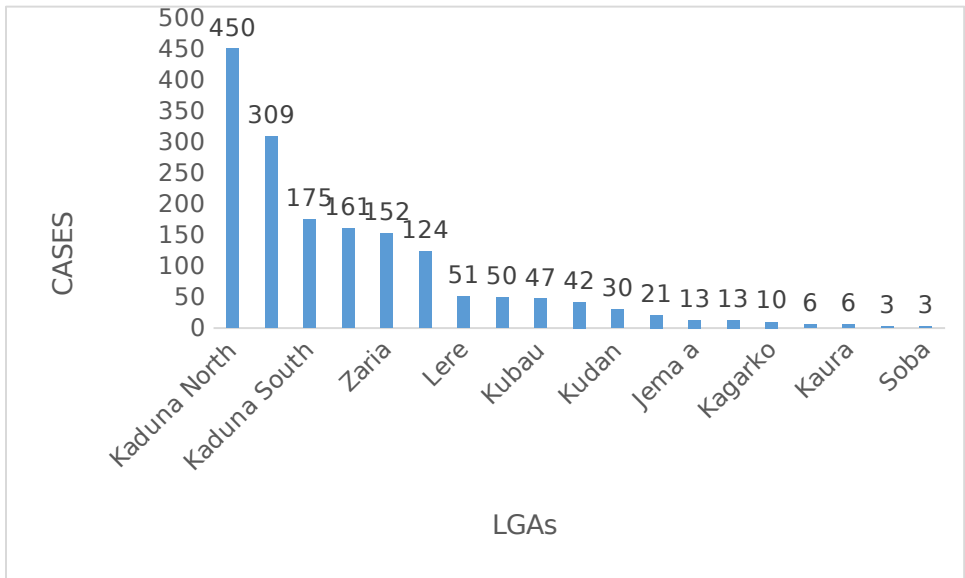


Fig 3. Distribution of cases of Covid-19 by LGA in Kaduna State August 12th 2020

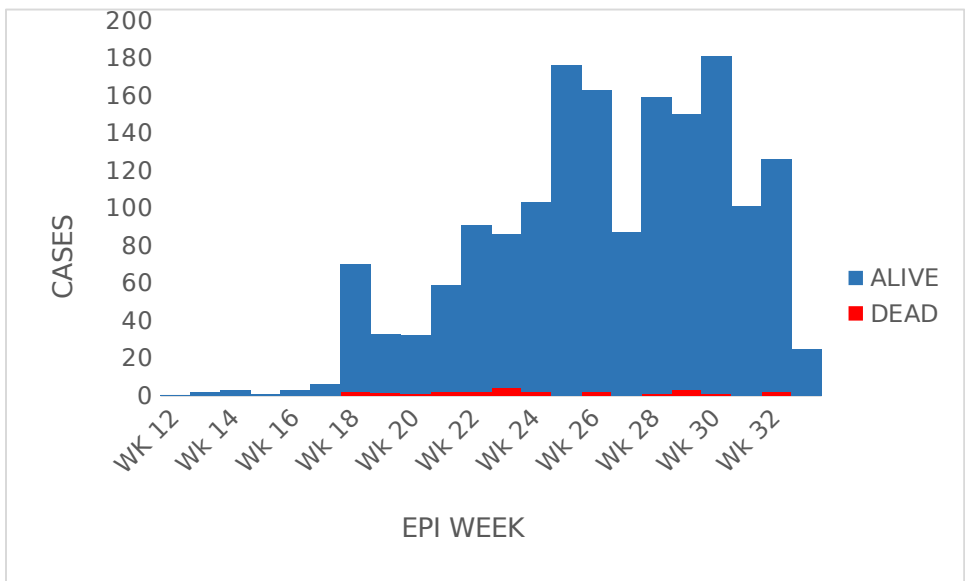


Figure 4. Epidemic curve of Covid-19 outbreak in Kaduna State August 12th 2020

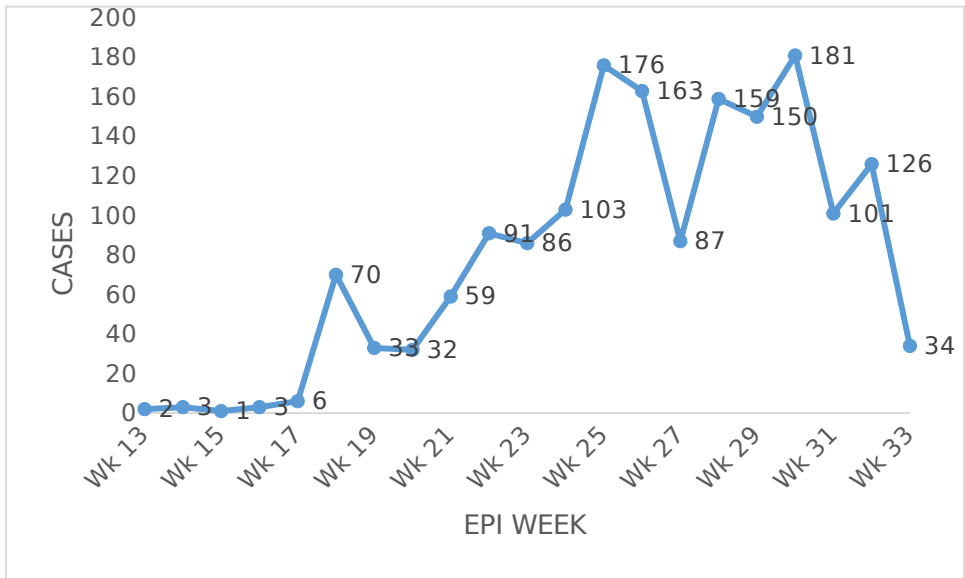


Figure 5. Trend of Covid-19 outbreak in Kaduna State August 12th 2020

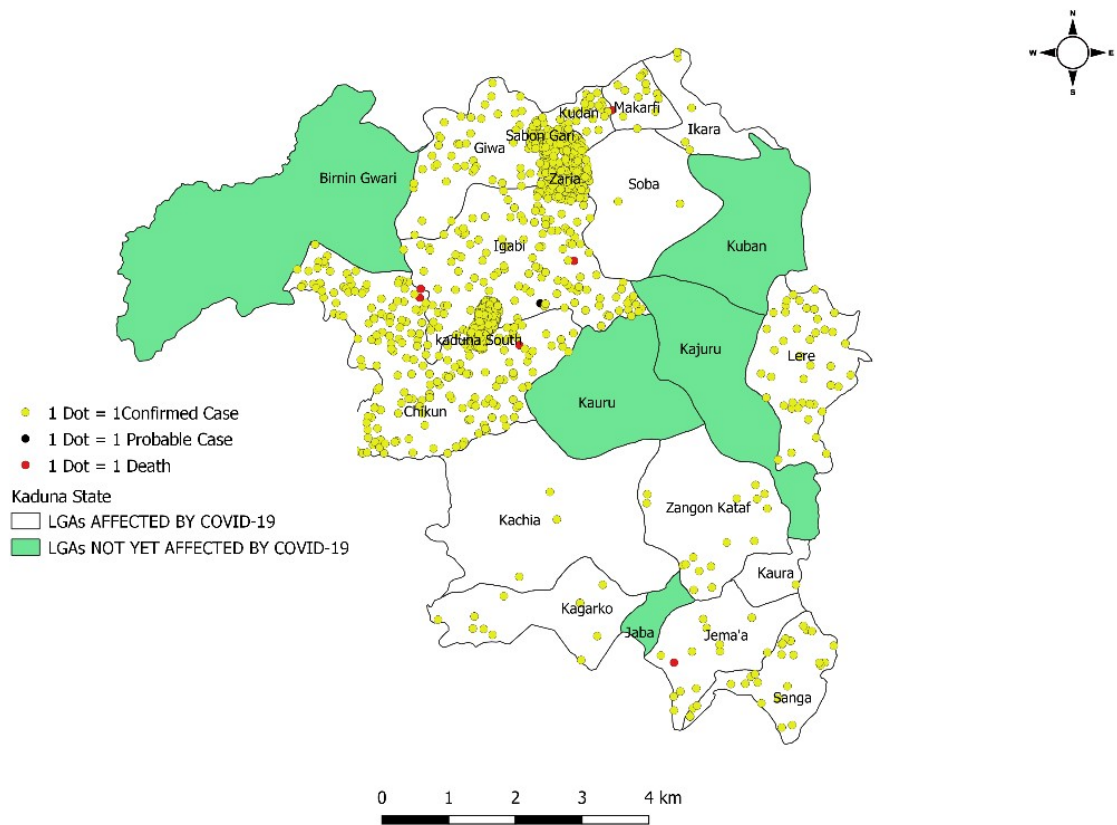


Figure 6. Map of Kaduna State showing distribution of cases across the LGAs, August 12th 2020

Pillar response summary

Coordination

- Nine pillars have been set up by Emergency Preparedness and Response team with each pillars having a coordinator
 - Epidemiology and surveillance
 - Laboratory services
 - Point of Entry (POE)
 - Infection Prevention and Control
 - Case management
 - Risk communication
 - Logistics and supplies
 - Coordination
 - Research

Isolation Centres

1. IDCC Kaduna (16 beds)
2. ABUTH Shika (20 beds)
3. Hamdala Motel Kaduna (95 beds)
4. Zaria Hotel (50)
5. Kafanchan (30)

Quarantine centre

1. NYSC Camp along Kaduna-Abuja road

Surveillance

- Contact tracing, active case search and rumour investigation ongoing

Laboratory

- Total of 120 samples were collected (117 from Kaduna and 3 from Zaria), 5 were follow up

Case management

- New cases = 38
- Total number of cases = 1666
- New discharges = 63
- Cumulative discharged= 1472
- Death =0
- Cumulative = 24
- The remaining 170 active cases are stable

IPC

- Facilities are being monitored to ensure compliance to IPC rules

Planned activities for next day

- Rumour investigation ongoing
- Active Case search for Covid-19 on-going
- Contact tracing ongoing