

Kaduna State Covid-19 Outbreak Situation Report day 140, 15th August 2020

Highlights

- Epidemiology unit of Kaduna State Ministry of Health received a report of suspected cases of covid-19 in the state on 27/03/2020
- Rapid response team was immediately deployed to respond to the situation
- The index case laboratory confirmation was on 28/03/2020
- He had a history of contact with a confirmed case
- Results released today shows that 11 were positive
- Total of 1766 have been confirmed of Covid-19 in Kaduna State
- Ten (10) people were discharged bringing total discharge to 1546
- One hundred and ninety four cases 194 (11.0%) are active receiving treatment at various Centers in the state (IDCC, Hamdala Motel, ABUTH Zaria, Zaria Hotel, Kafanchan and home management)
- Total of 26 deaths (CFR 1.5%) have been recorded for Covid-19 in the state
- Total of 129 samples were collected (98 from Kaduna and 31 from Zaria)

Epi Summary for Covid-19

S/ No.	Description	New (Daily)	Total for epi-week 33(Monday- Sunday)	Cumulative (till date)
Cases				
1	Suspected cases	129	1009	10867
2	Lab-confirmed positive cases	11	168	1766
3	Lab-confirmed positive cases in Health care Worker(s)	1	64	285
4	Probable cases	0	0	2
5	Signal under investigation	0	42	568
6	Persons of interest under monitoring	0	0	0
7	Number of confirmed cases on admission	11	168	194
8	Number of confirmed cases discharged	10	166	1546
9	Number of deaths in confirmed cases	0	4	26
10	Number of deaths in Health care workers	0	0	1
11	Number of deaths in suspected cases	0	0	0
Contacts				

12	Contacts listed	89	329	5246
13	Contacts seen today	89	329	1844
14	Contacts currently under follow up	300	300	300
15	Contacts symptomatic	0	0	20
16	Contacts confirmed positive	0	0	480
17	Contacts who completed 14 days follow up	46	139	4946
18	Contacts lost to follow Up	0	0	0
Laboratory(Initial Samples)				
20	Number of Initial samples collected (Initial only)	Daily	Week	Cumulative since outbreak Started
		129	1007	13142
21	Number of pending laboratory samples(initial only)	493	493	493
22	Number of Negative Samples	44	555	12649
Laboratory (Follow Up Samples)				
23	Number of specimens collected	0	11	1089
24	Number of specimens tested negative	0	6	1081
25	Number of pending laboratory samples	0	8	8

Descriptive statistic

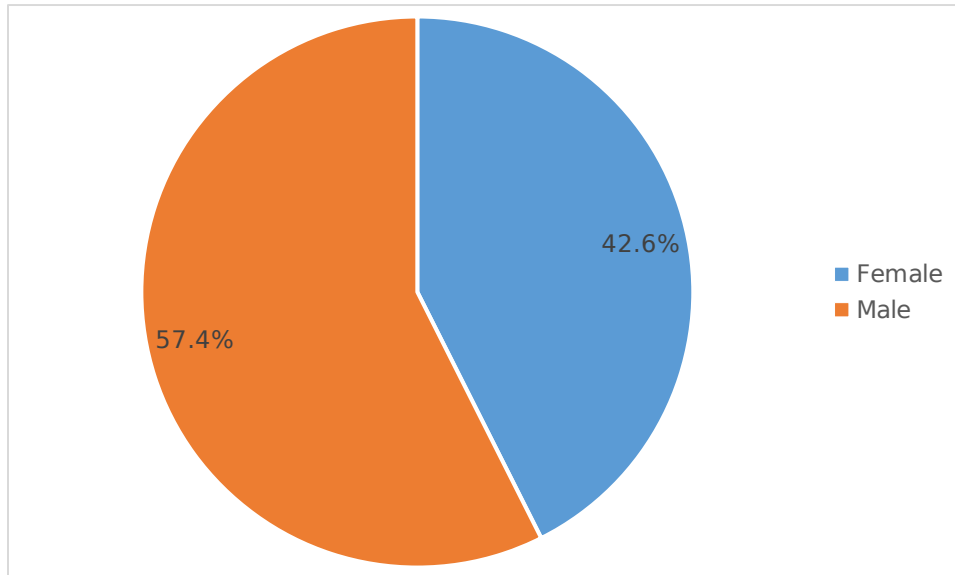


Fig.1 Sex distribution of Covid-19 cases in Kaduna State August 15th 2020

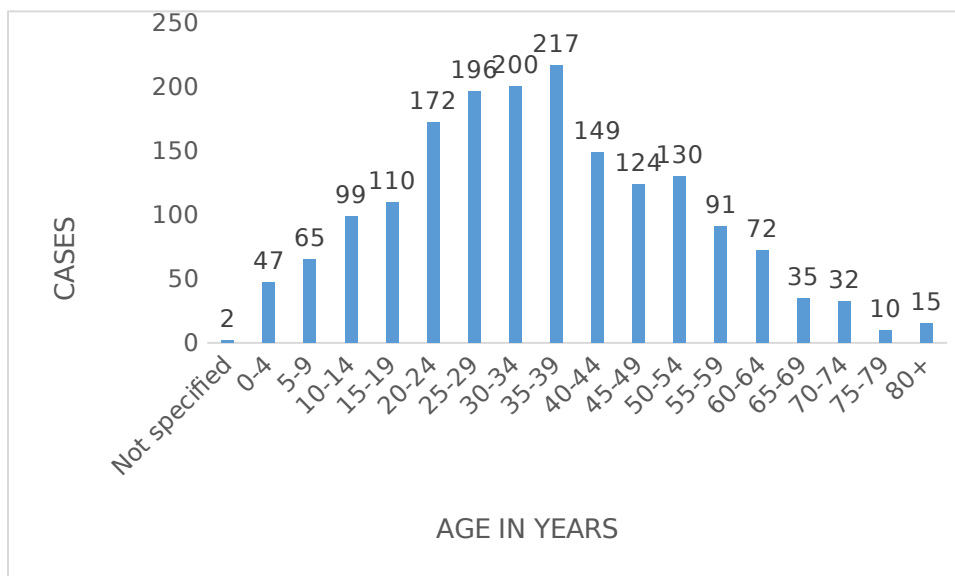


Figure 2. Age distribution of cases of Covid-19 in Kaduna State August 15th 2020

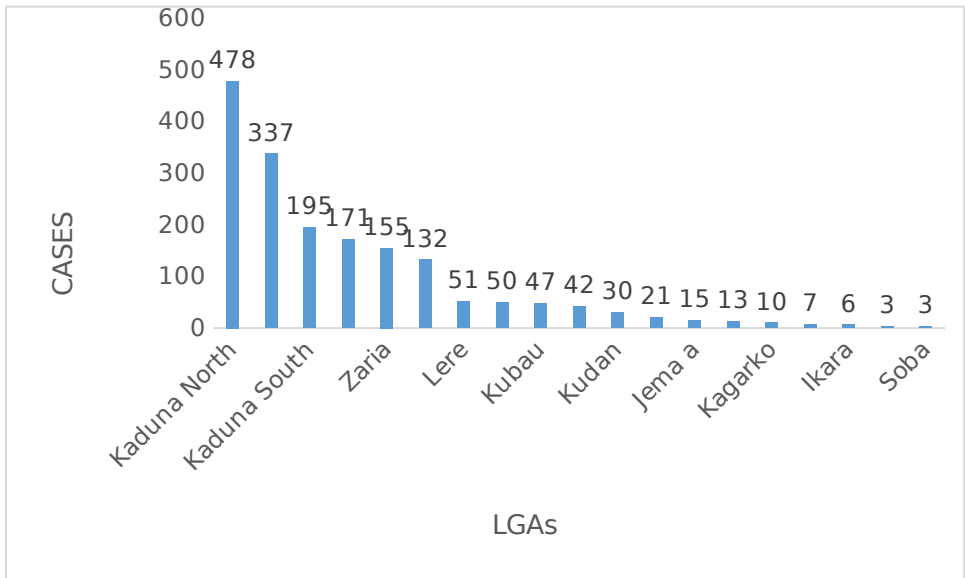


Fig 3. Distribution of cases of Covid-19 by LGA in Kaduna State August 15th 2020

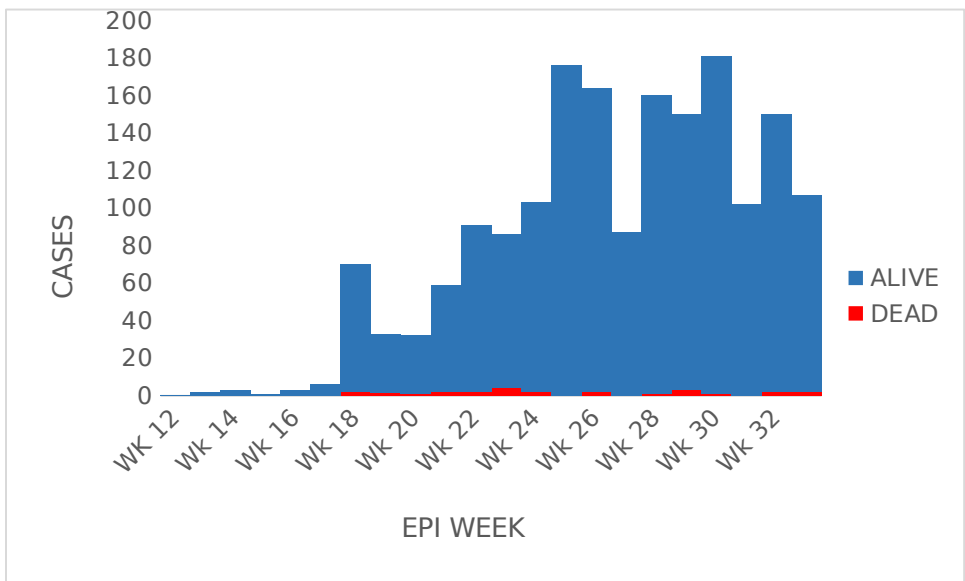


Figure 4. Epidemic curve of Covid-19 outbreak in Kaduna State August 15th 2020

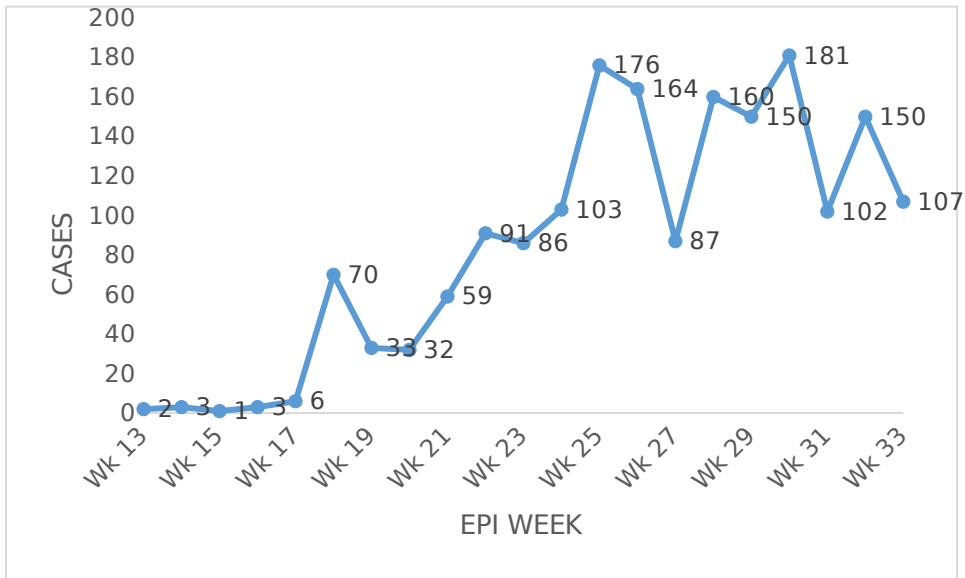


Figure 5. Trend of Covid-19 outbreak in Kaduna State August 15th 2020

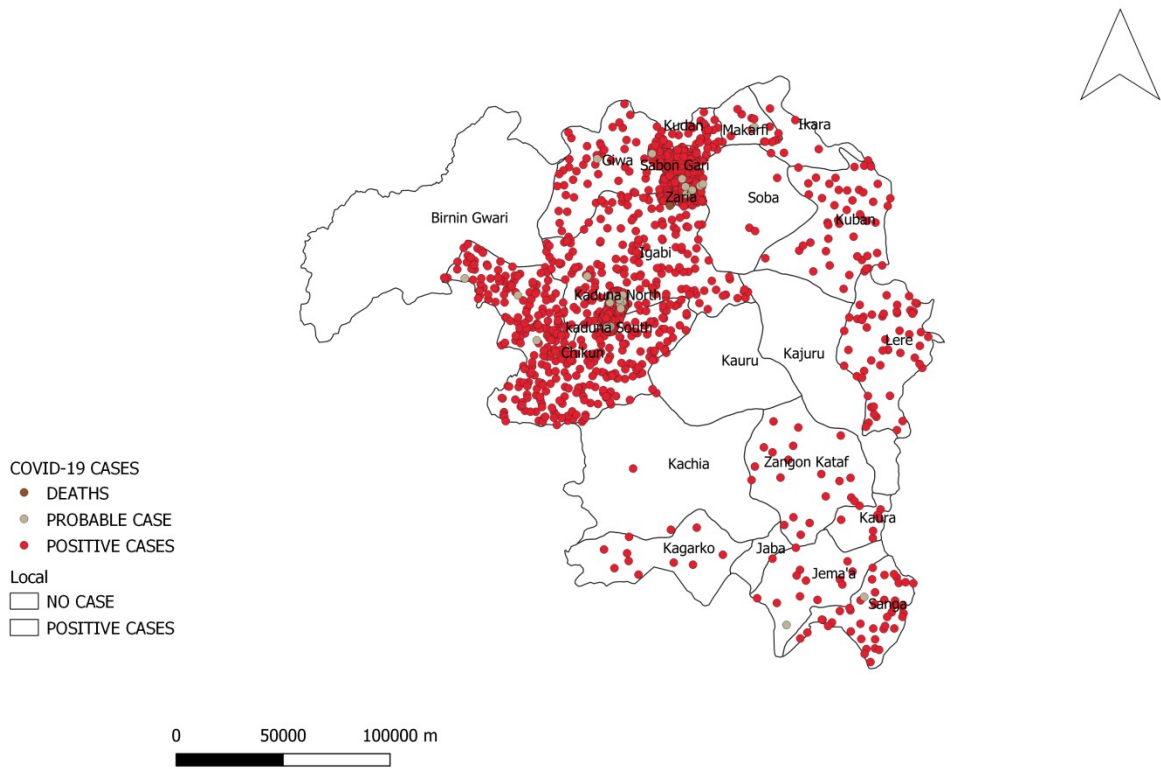


Figure 6. Map of Kaduna State showing distribution of cases across the LGAs, August 15th 2020

Pillar response summary

Coordination

- Nine pillars have been set up by Emergency Preparedness and Response team with each pillars having a coordinator
 - Epidemiology and surveillance
 - Laboratory services
 - Point of Entry (POE)
 - Infection Prevention and Control
 - Case management
 - Risk communication
 - Logistics and supplies
 - Coordination
 - Research

Isolation Centres

1. IDCC Kaduna (16 beds)
2. ABUTH Shika (20 beds)
3. Hamdala Motel Kaduna (95 beds)
4. Zaria Hotel (50)
5. Kafanchan (30)

Quarantine centre

1. NYSC Camp along Kaduna-Abuja road

Surveillance

- Contact tracing, active case search and rumour investigation ongoing

Laboratory

- Total of 129 samples were collected (98 from Kaduna and 31 from Zaria)

Case management

- New cases = 11
- Total number of cases = 1766
- New discharges = 10
- Cumulative discharged= 1546
- Death =0
- Cumulative = 26
- The remaining 194 active cases are stable

- Facilities are being monitored to ensure compliance to IPC rules

Planned activities for next day

- Rumour investigation ongoing
- Active Case search for Covid-19 on-going
- Contact tracing ongoing