

Kaduna State Covid-19 Outbreak Situation Report day 143, 18th August 2020

Highlights

- Epidemiology unit of Kaduna State Ministry of Health received a report of suspected cases of covid-19 in the state on 27/03/2020
- Rapid response team was immediately deployed to respond to the situation
- The index case laboratory confirmation was on 28/03/2020
- He had a history of contact with a confirmed case
- Results released today shows that 6 were positive
- Total of 1865 have been confirmed of Covid-19 in Kaduna State
- Thirteen (13) people were discharged bringing total discharge to 1615
- Two hundred and twenty four cases 223 (11.9%) are active receiving treatment at various Centers in the state (IDCC, Hamdala Motel, ABUTH Zaria, Zaria Hotel, Kafanchan and home management)
- Total of 27 deaths (CFR 1.4%) have been recorded for Covid-19 in the state
- Total of 290 samples were collected (267 from Kaduna and 23 from Zaria), 3 were follow up

Epi Summary for Covid-19

S/ No.	Description	New (Daily)	Total for epi-week 34(Monday- Sunday)	Cumulative (till date)
Cases				
1	Suspected cases	287	426	11512
2	Lab-confirmed positive cases	6	50	1865
3	Lab-confirmed positive cases in Health care Worker(s)	0	0	285
4	Probable cases	0	0	2
5	Signal under investigation	33	33	601
6	Persons of interest under monitoring	0	0	0
7	Number of confirmed cases on admission	6	50	223
8	Number of confirmed cases discharged	13	20	1615
9	Number of deaths in confirmed cases	1	1	27
10	Number of deaths in Health care workers	0	0	1
11	Number of deaths in suspected cases	0	0	0

Contacts				
12	Contacts listed	52	83	5367
13	Contacts seen today	52	83	1965
14	Contacts currently under follow up	355	355	355
15	Contacts symptomatic	0	0	20
16	Contacts confirmed positive	0	0	480
17	Contacts who completed 14 days follow up	27	43	5012
18	Contacts lost to follow Up	0	0	0
Laboratory(Initial Samples)				
20	Number of Initial samples collected (Initial only)	Daily	Week	Cumulative since outbreak Started
		287	426	13787
21	Number of pending laboratory samples(initial only)	287	287	287
22	Number of Negative Samples	146	387	13500
Laboratory (Follow Up Samples)				
23	Number of specimens collected	3	22	1111
24	Number of specimens tested negative	1	3	1090
25	Number of pending laboratory samples	21	21	21

Descriptive statistic

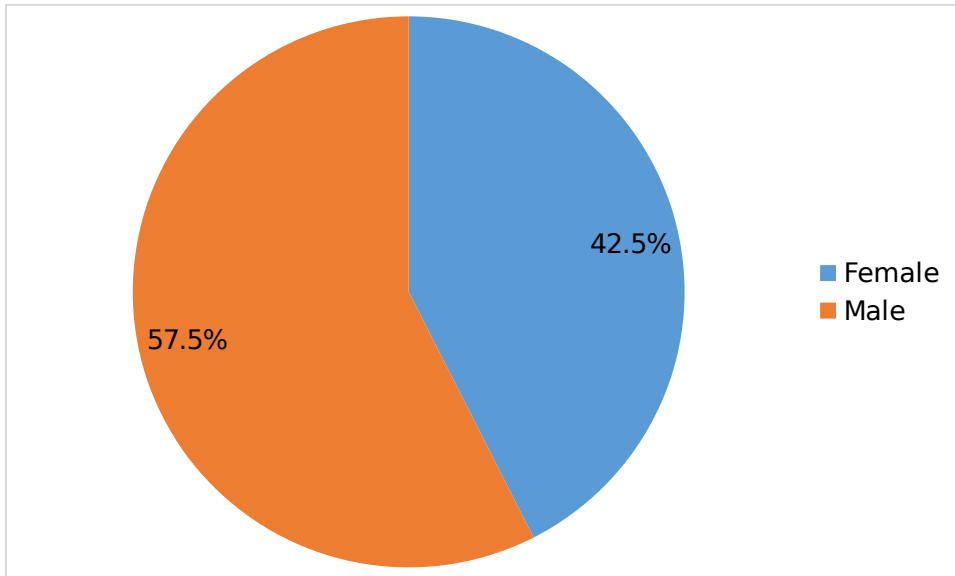


Fig.1 Sex distribution of Covid-19 cases in Kaduna State August 18th 2020

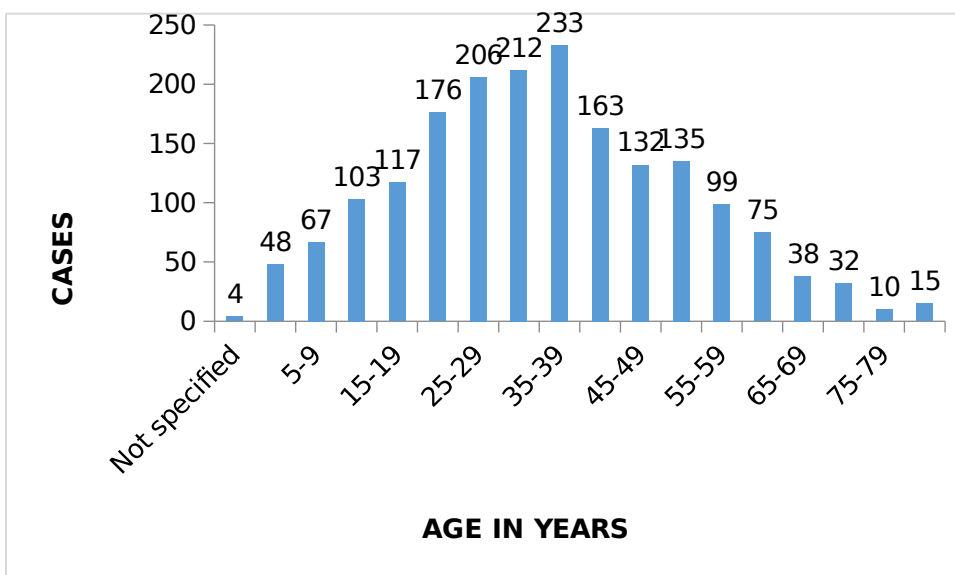


Figure 2. Age distribution of cases of Covid-19 in Kaduna State August 18th 2020

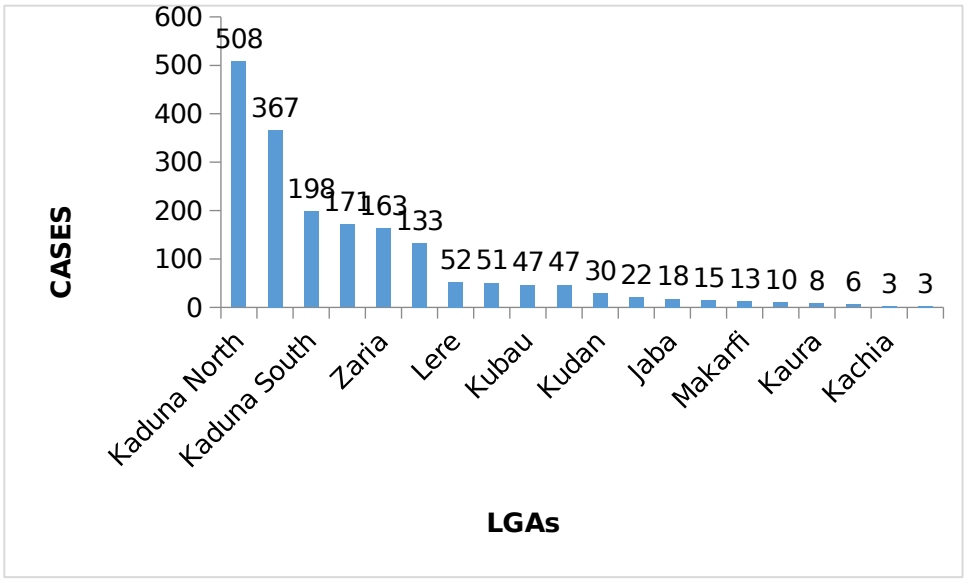


Fig 3. Distribution of cases of Covid-19 by LGA in Kaduna State August 18th 2020

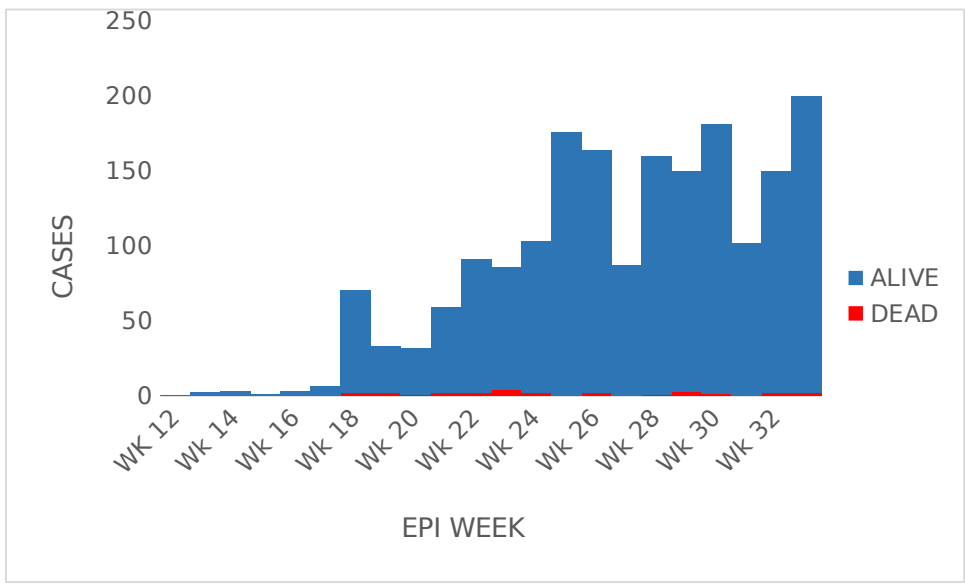


Figure 4. Epidemic curve of Covid-19 outbreak in Kaduna State August 18th 2020

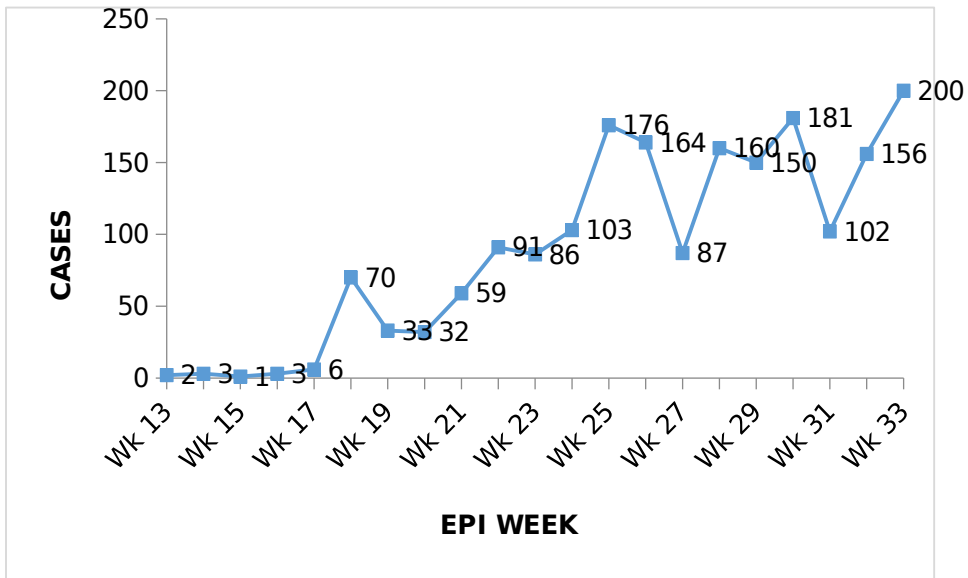


Figure 5. Trend of Covid-19 outbreak in Kaduna State August 18th 2020

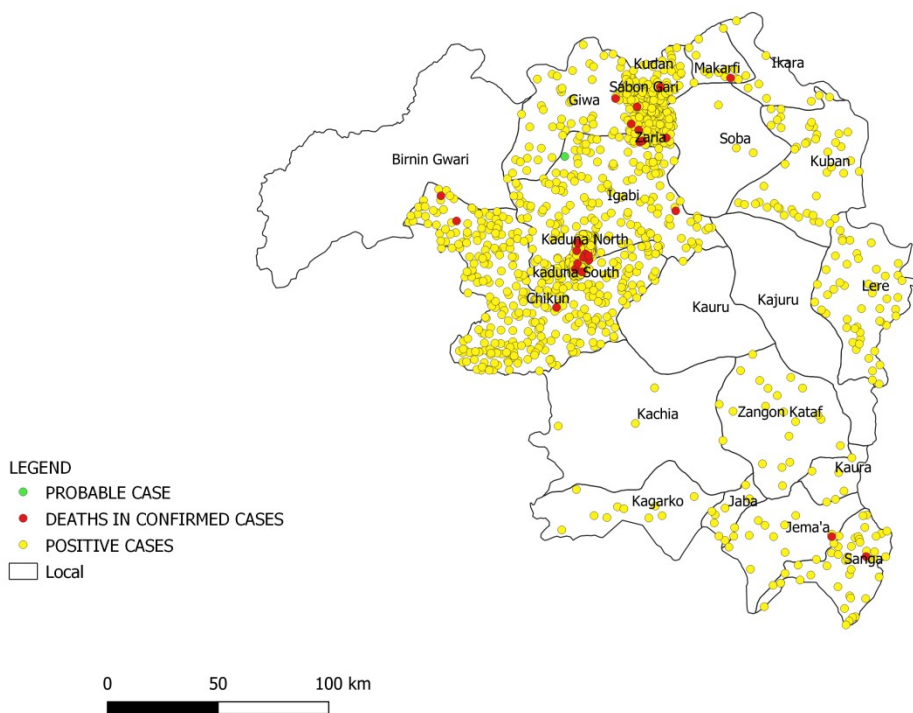


Figure 6. Map of Kaduna State showing distribution of cases across the LGAs, August 18th 2020

Pillar response summary

Coordination

- Nine pillars have been set up by Emergency Preparedness and Response team with each pillars having a coordinator
 - Epidemiology and surveillance
 - Laboratory services
 - Point of Entry (POE)
 - Infection Prevention and Control
 - Case management
 - Risk communication
 - Logistics and supplies
 - Coordination
 - Research

Isolation Centres

1. IDCC Kaduna (16 beds)
2. ABUTH Shika (20 beds)
3. Hamdala Motel Kaduna (95 beds)
4. Zaria Hotel (50)
5. Kafanchan (30)

Quarantine centre

1. NYSC Camp along Kaduna-Abuja road

Surveillance

- Contact tracing, active case search and rumour investigation ongoing

Laboratory

- Total of 290 samples were collected (267 from Kaduna and 23 from Zaria), 3 were follow up

Case management

- New cases = 6
- Total number of cases = 1865
- New discharges = 13
- Cumulative discharged= 1615
- Death =1
- Cumulative = 27
- The remaining 223 active cases are stable

IPC

- Facilities are being monitored to ensure compliance to IPC rules

Planned activities for next day

- Rumour investigation ongoing
- Active Case search for Covid-19 on-going
- Contact tracing ongoing