

Kaduna State Covid-19 Outbreak Situation Report day 145, 20th August 2020

Highlights

- Epidemiology unit of Kaduna State Ministry of Health received a report of suspected cases of covid-19 in the state on 27/03/2020
- Rapid response team was immediately deployed to respond to the situation
- The index case laboratory confirmation was on 28/03/2020
- He had a history of contact with a confirmed case
- Results released today shows that 41 were positive
- Total of 1923 have been confirmed of Covid-19 in Kaduna State
- Thirty seven (37) people were discharged bringing total discharge to 1667
- Two hundred and twenty nine cases 229 (11.9%) are active receiving treatment at various Centers in the state (IDCC, Hamdala Motel, ABUTH Zaria, Zaria Hotel, Kafanchan and home management)
- Total of 27 deaths (CFR 1.4%) have been recorded for Covid-19 in the state
- Total of 187 samples were collected (160 from Kaduna and 27 from Zaria), 5 were follow up.

Epi Summary for Covid-19

S/ No.	Description	New (Daily)	Total for epi-week 34(Monday- Sunday)	Cumulativ e (till date)
Cases				
1	Suspected cases	187	780	11866
2	Lab-confirmed positive cases	41	108	1923
3	Lab-confirmed positive cases in Health care Worker(s)	0	0	285
4	Probable cases	0	0	2
5	Signal under investigation	0	33	601
6	Persons of interest under monitoring	0	0	0
7	Number of confirmed cases on admission	41	108	229
8	Number of confirmed cases discharged	37	72	1667
9	Number of deaths in confirmed cases	0	1	27
10	Number of deaths in Health care workers	0	0	1
11	Number of deaths in suspected cases	0	0	0

Contacts				
12	Contacts listed	42	136	5420
13	Contacts seen today	42	136	2018
14	Contacts currently under follow up	339	339	339
15	Contacts symptomatic	0	0	20
16	Contacts confirmed positive	0	0	480
17	Contacts who completed 14 days follow up	27	72	5081
18	Contacts lost to follow Up	0	0	0
Laboratory(Initial Samples)				
20	Number of Initial samples collected (Initial only)	Daily	Week	Cumulative since outbreak Started
		187	493	13954
21	Number of pending laboratory samples(initial only)	242	242	242
22	Number of Negative Samples	189	728	13841
Laboratory (Follow Up Samples)				
23	Number of specimens collected	5	27	1116
24	Number of specimens tested negative	1	10	1098
25	Number of pending laboratory samples	5	21	18

Descriptive statistic

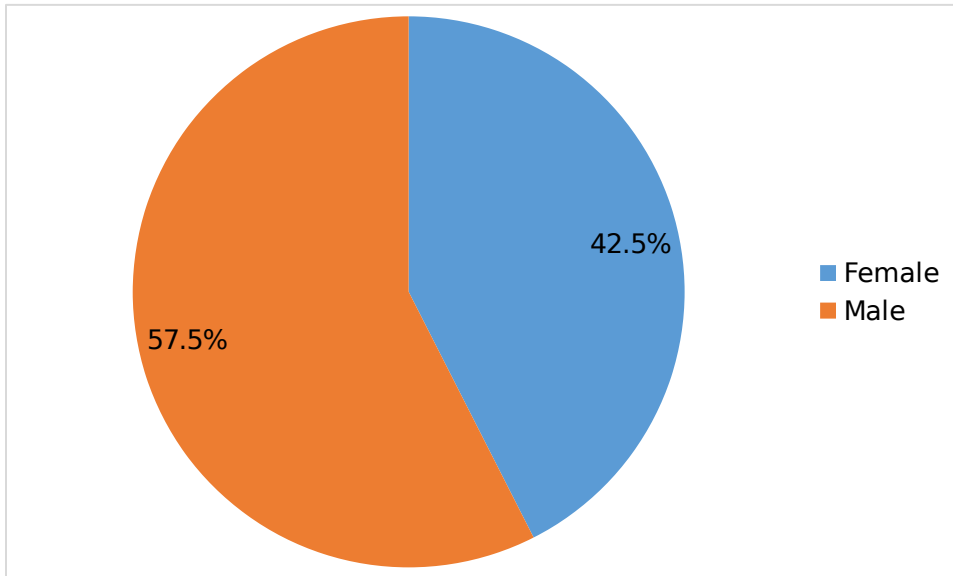


Fig.1 Sex distribution of Covid-19 cases in Kaduna State August 20th 2020

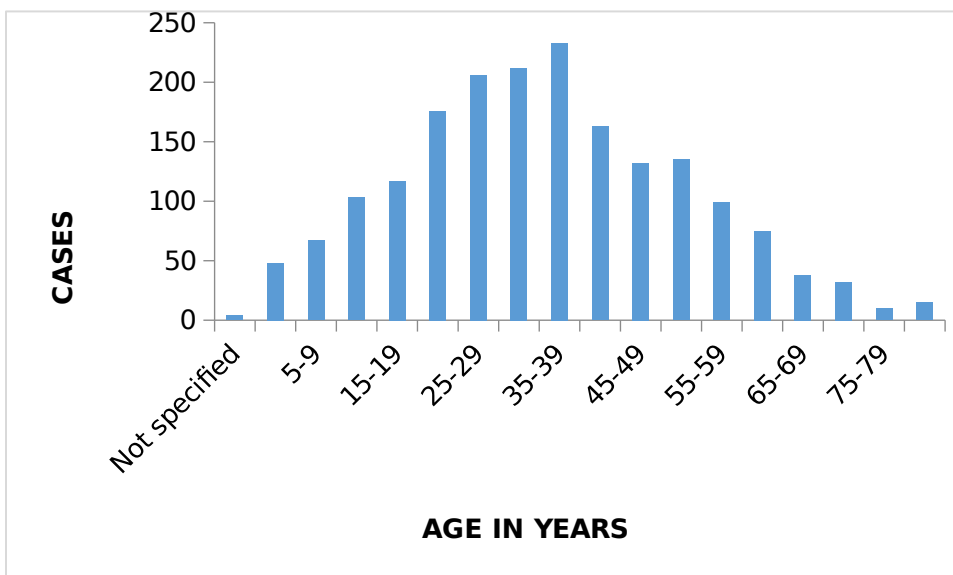


Figure 2. Age distribution of cases of Covid-19 in Kaduna State August 20th 2020

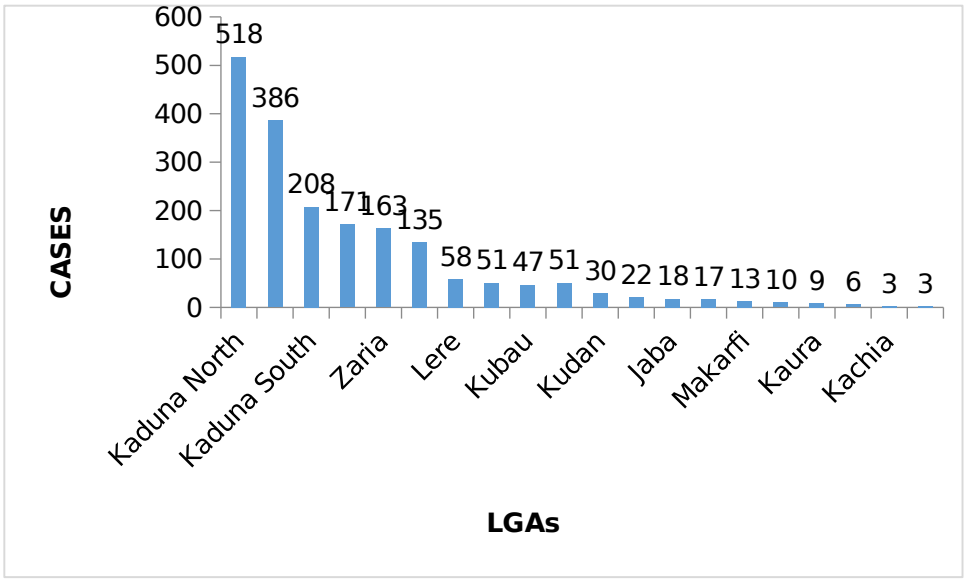


Fig 3. Distribution of cases of Covid-19 by LGA in Kaduna State August 20th 2020

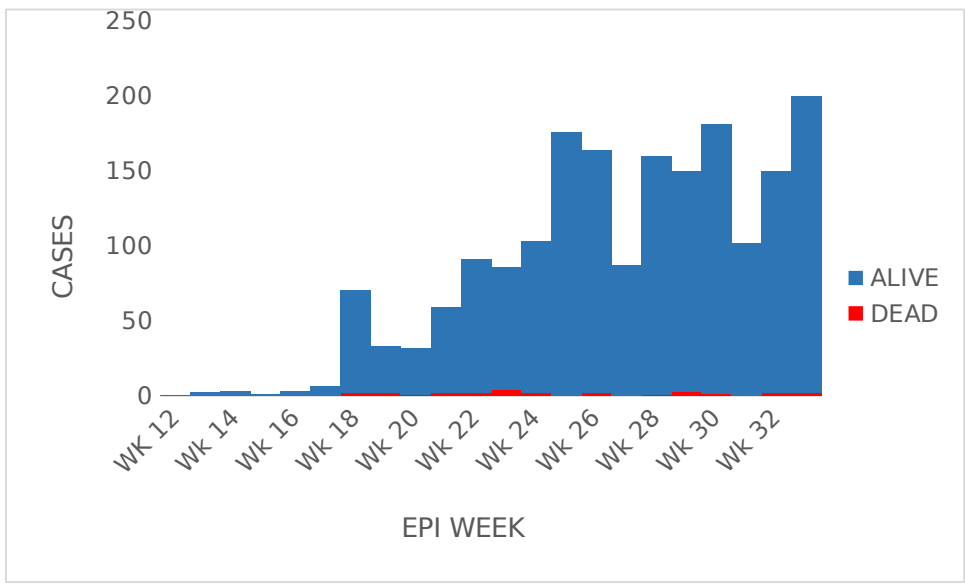


Figure 4. Epidemic curve of Covid-19 outbreak in Kaduna State August 20th 2020

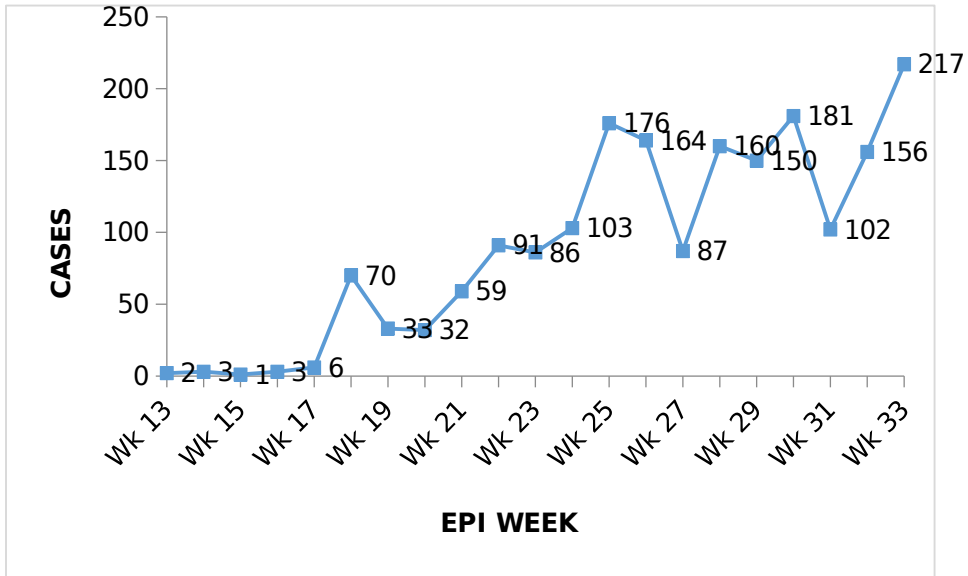


Figure 5. Trend of Covid-19 outbreak in Kaduna State August 20th 2020

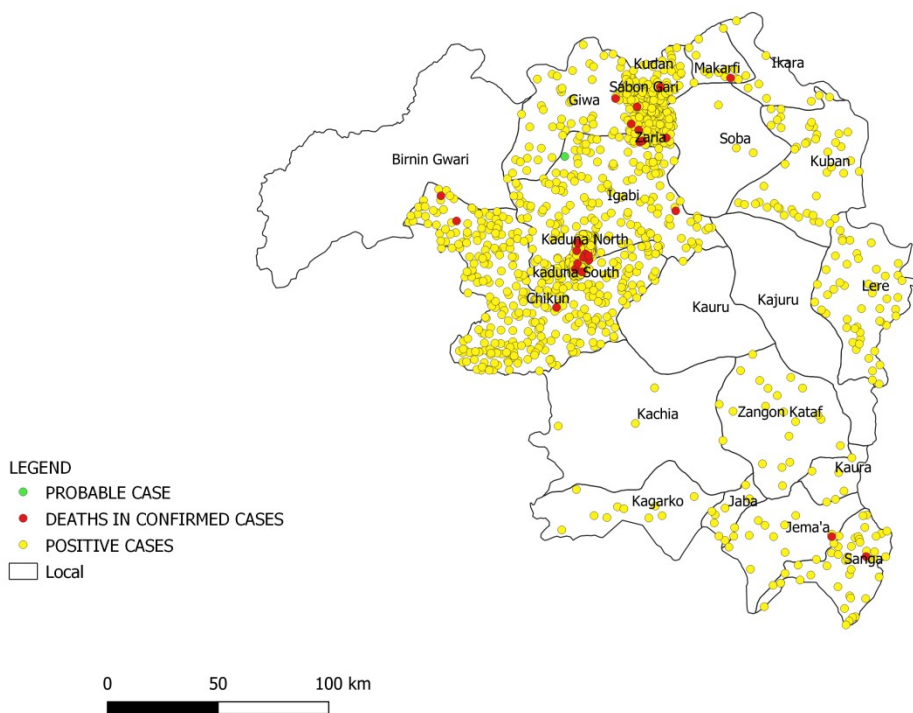


Figure 6. Map of Kaduna State showing distribution of cases across the LGAs, August 20th 2020

Pillar response summary

Coordination

- Nine pillars have been set up by Emergency Preparedness and Response team with each pillars having a coordinator
 - Epidemiology and surveillance
 - Laboratory services
 - Point of Entry (POE)
 - Infection Prevention and Control
 - Case management
 - Risk communication
 - Logistics and supplies
 - Coordination
 - Research

Isolation Centres

1. IDCC Kaduna (16 beds)
2. ABUTH Shika (20 beds)
3. Hamdala Motel Kaduna (95 beds)
4. Zaria Hotel (50)
5. Kafanchan (30)

Quarantine centre

1. NYSC Camp along Kaduna-Abuja road

Surveillance

- Contact tracing, active case search and rumour investigation ongoing

Laboratory

- Total of 167samples were collected (161 from Kaduna and 6 from Zaria),

Case management

- New cases = 41
- Total number of cases = 1923
- New discharges = 37
- Cumulative discharged= 1667
- Death =0
- Cumulative = 27
- The remaining 229 active cases are stable

- Facilities are being monitored to ensure compliance to IPC rules

Planned activities for next day

- Rumour investigation ongoing
- Active Case search for Covid-19 on-going
- Contact tracing ongoing