

Kaduna State Covid-19 Outbreak Situation Report day 146, 21st August 2020

Highlights

- Epidemiology unit of Kaduna State Ministry of Health received a report of suspected cases of covid-19 in the state on 27/03/2020
- Rapid response team was immediately deployed to respond to the situation
- The index case laboratory confirmation was on 28/03/2020
- He had a history of contact with a confirmed case
- Results released today shows that 63 were positive
- Total of 1986 have been confirmed of Covid-19 in Kaduna State
- Forty seven (47) people were discharged bringing total discharge to 1714
- Two hundred and forty five cases 245 (12.3%) are active receiving treatment at various Centers in the state (IDCC, Hamdala Motel, ABUTH Zaria, Zaria Hotel, Kafanchan and home management)
- Total of 27 deaths (CFR 1.4%) have been recorded for Covid-19 in the state
- Total of 129 samples were collected (118 from Kaduna and 11 from Zaria), 2 were follow up.

Epi Summary for Covid-19

S/ No.	Description	New (Daily)	Total for epi-week 34(Monday- Sunday)	Cumulativ e (till date)
Cases				
1	Suspected cases	127	907	11993
2	Lab-confirmed positive cases	63	171	1986
3	Lab-confirmed positive cases in Health care Worker(s)	0	0	285
4	Probable cases	0	0	2
5	Signal under investigation	0	33	601
6	Persons of interest under monitoring	0	0	0
7	Number of confirmed cases on admission	63	171	292
8	Number of confirmed cases discharged	47	119	1714
9	Number of deaths in confirmed cases	0	1	27
10	Number of deaths in Health care workers	0	0	1
11	Number of deaths in suspected cases	0	0	0

Contacts				
12	Contacts listed	13	149	5413
13	Contacts seen today	13	149	2031
14	Contacts currently under follow up	321	321	321
15	Contacts symptomatic	0	0	20
16	Contacts confirmed positive	0	0	480
17	Contacts who completed 14 days follow up	13	85	5092
18	Contacts lost to follow Up	0	0	0
Laboratory(Initial Samples)				
20	Number of Initial samples collected (Initial only)	Daily	Week	Cumulative since outbreak Started
		127	620	14081
21	Number of pending laboratory samples(initial only)	127	127	127
22	Number of Negative Samples	215	943	13954
Laboratory (Follow Up Samples)				
23	Number of specimens collected	2	29	1118
24	Number of specimens tested negative	3	13	1101
25	Number of pending laboratory samples	3	21	17

Descriptive statistic

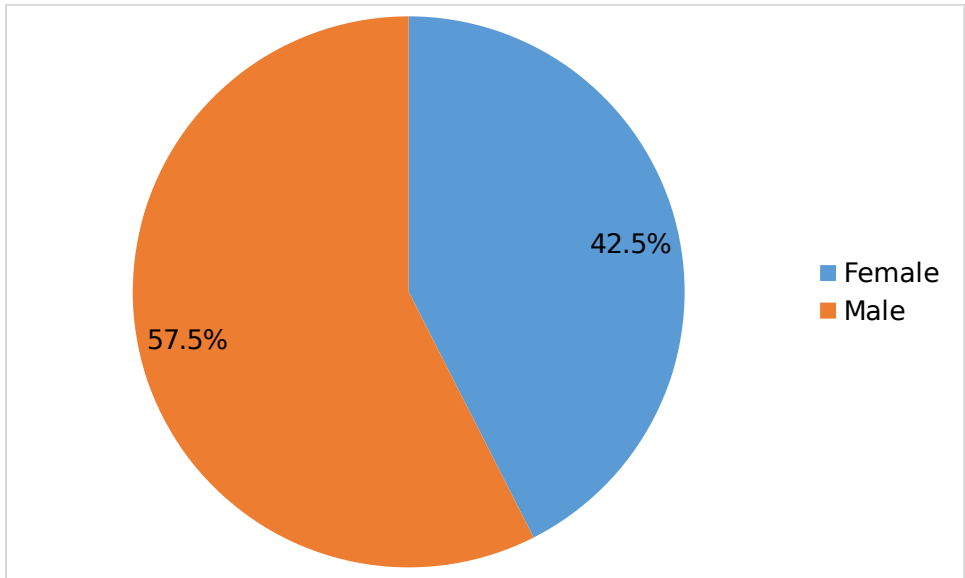


Fig.1 Sex distribution of Covid-19 cases in Kaduna State August 21st 2020

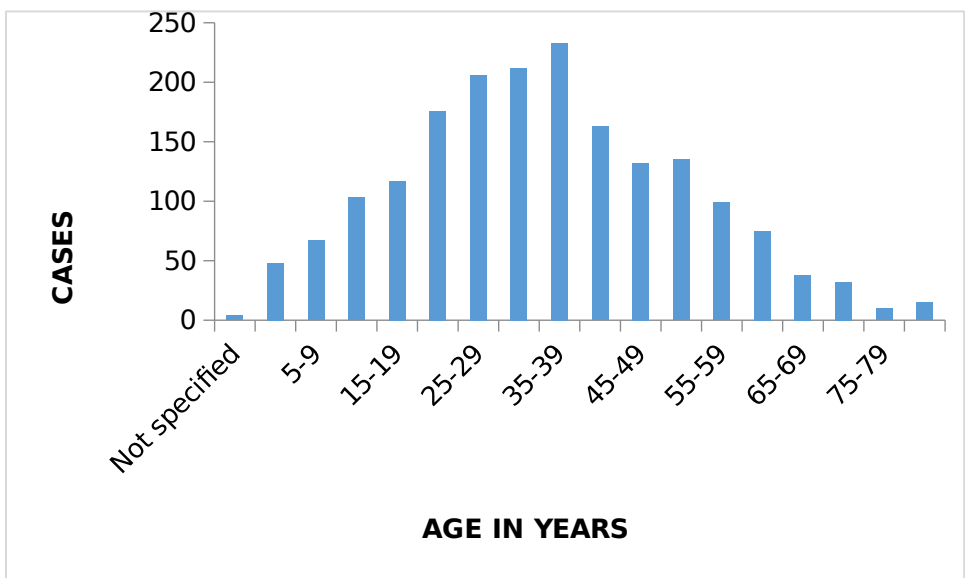


Figure 2. Age distribution of cases of Covid-19 in Kaduna State August 21st 2020

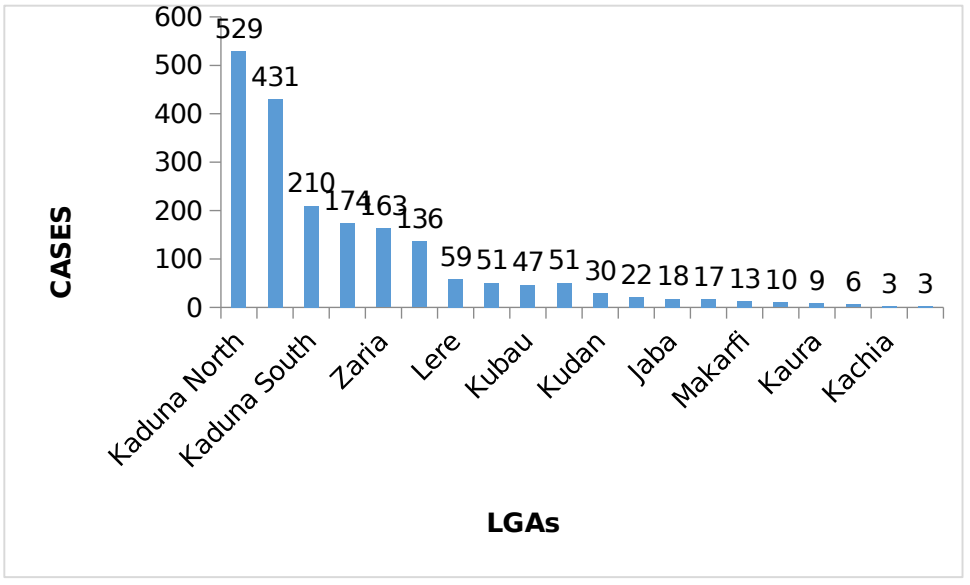


Fig 3. Distribution of cases of Covid-19 by LGA in Kaduna State August 20th 2020

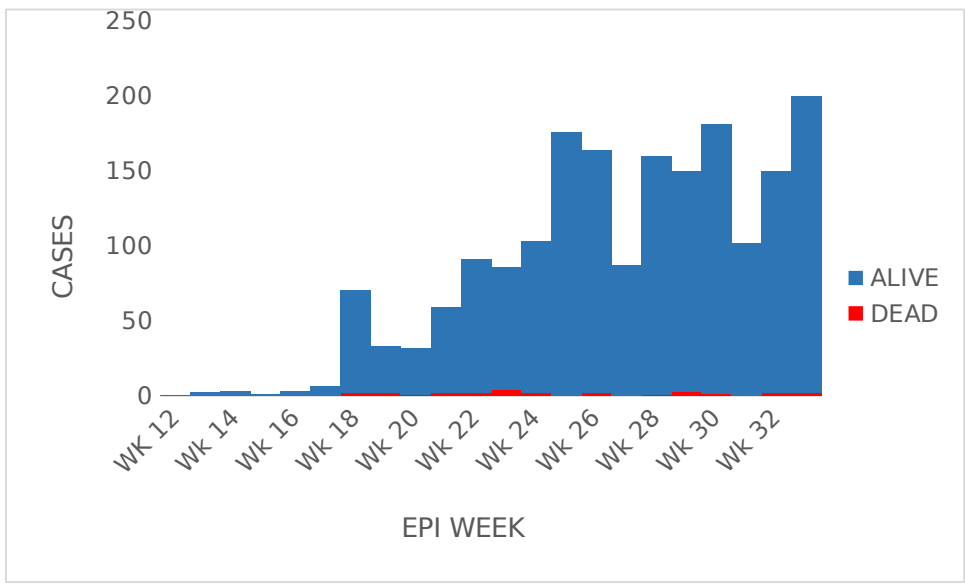


Figure 4. Epidemic curve of Covid-19 outbreak in Kaduna State August 21st 2020

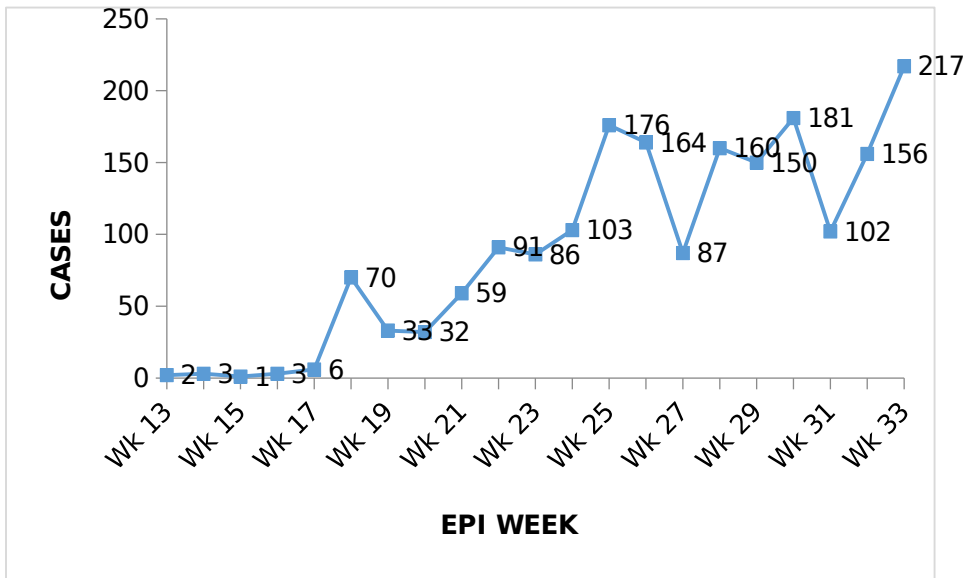


Figure 5. Trend of Covid-19 outbreak in Kaduna State August 21st 2020

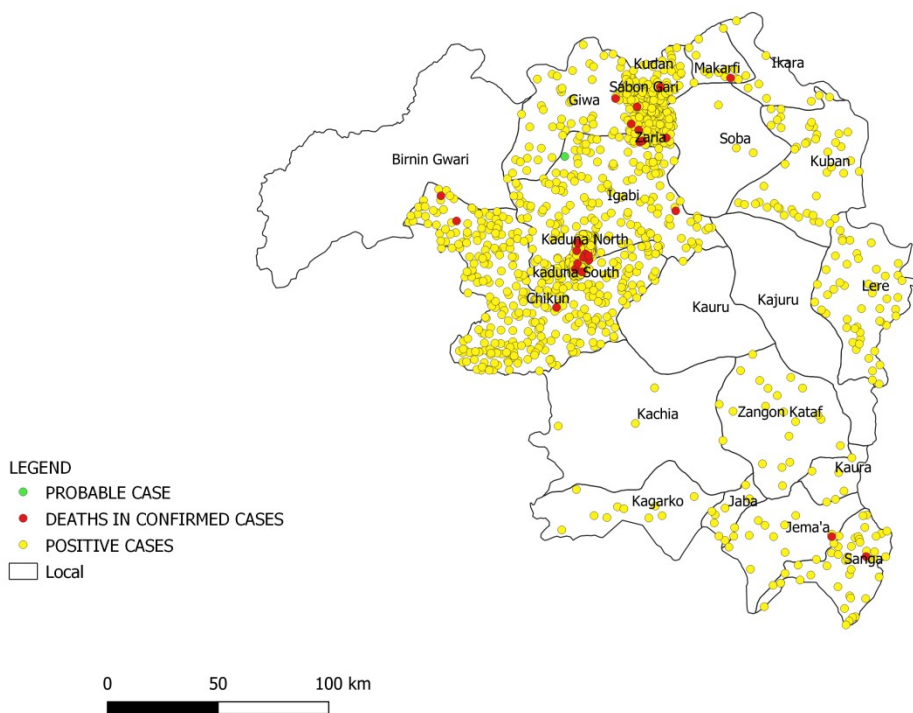


Figure 6. Map of Kaduna State showing distribution of cases across the LGAs, August 21st 2020

Pillar response summary

Coordination

- Nine pillars have been set up by Emergency Preparedness and Response team with each pillars having a coordinator
 - Epidemiology and surveillance
 - Laboratory services
 - Point of Entry (POE)
 - Infection Prevention and Control
 - Case management
 - Risk communication
 - Logistics and supplies
 - Coordination
 - Research

Isolation Centres

1. IDCC Kaduna (16 beds)
2. ABUTH Shika (20 beds)
3. Hamdala Motel Kaduna (95 beds)
4. Zaria Hotel (50)
5. Kafanchan (30)

Quarantine centre

1. NYSC Camp along Kaduna-Abuja road

Surveillance

- Contact tracing, active case search and rumour investigation ongoing

Laboratory

- Total of 129 samples were collected (118 from Kaduna and 11 from Zaria), 2 were follow up

Case management

- New cases = 63
- Total number of cases = 1986
- New discharges = 47
- Cumulative discharged= 1714
- Death =0
- Cumulative = 27
- The remaining 245 active cases are stable

IPC

- Facilities are being monitored to ensure compliance to IPC rules

Planned activities for next day

- Rumour investigation ongoing
- Active Case search for Covid-19 on-going
- Contact tracing ongoing