

Kaduna State Covid-19 Outbreak Situation Report day 149, 24th August 2020

Highlights

- Epidemiology unit of Kaduna State Ministry of Health received a report of suspected cases of covid-19 in the state on 27/03/2020
- Rapid response team was immediately deployed to respond to the situation
- The index case laboratory confirmation was on 28/03/2020
- He had a history of contact with a confirmed case
- Results released today shows that 30 were positive
- Total of 2041 have been confirmed of Covid-19 in Kaduna State
- Sixty nine (69) people were discharged bringing total discharge to 1826
- One hundred and eighty seven cases 187 (9.2%) are active receiving treatment at various Centers in the state (IDCC, Hamdala Motel, ABUTH Zaria, Zaria Hotel, Kafanchan and home management)
- Total of 28 deaths (CFR 1.4%) have been recorded for Covid-19 in the state
- Total of 193 samples were collected (165 from Kaduna and 28 from Zaria), one was a follow up.

Epi Summary for Covid-19

S/ No.	Description	New (Daily)	Total for epi-week 35(Monday- Sunday)	Cumulativ e (till date)
Cases				
1	Suspected cases	192	192	12653
2	Lab-confirmed positive cases	30	30	2041
3	Lab-confirmed positive cases in Health care Worker(s)	2	2	287
4	Probable cases	0	0	2
5	Signal under investigation	0	33	601
6	Persons of interest under monitoring	0	0	0
7	Number of confirmed cases on admission	30	30	187
8	Number of confirmed cases discharged	69	69	1826
9	Number of deaths in confirmed cases	0	0	28
10	Number of deaths in Health care workers	0	0	1
11	Number of deaths in suspected cases	0	0	0

Contacts				
12	Contacts listed	51	51	5531
13	Contacts seen today	51	51	2149
14	Contacts currently under follow up	341	341	341
15	Contacts symptomatic	0	0	20
16	Contacts confirmed positive	0	0	510
17	Contacts who completed 14 days follow up	26	26	5217
18	Contacts lost to follow Up	0	0	0
Laboratory(Initial Samples)				
20	Number of Initial samples collected (Initial only)	Daily	Week	Cumulative since outbreak Started
		192	192	14741
21	Number of pending laboratory samples(initial only)	338	338	338
22	Number of Negative Samples	253	253	14361
Laboratory (Follow Up Samples)				
23	Number of specimens collected	1	1	1126
24	Number of specimens tested negative	2	2	1106
25	Number of pending laboratory samples	1	1	20

Descriptive statistic

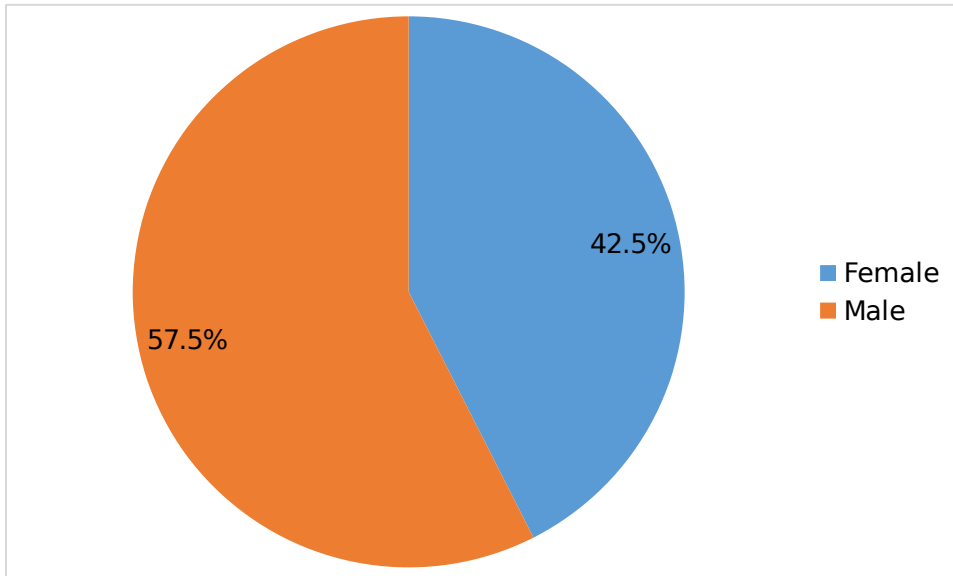


Fig.1 Sex distribution of Covid-19 cases in Kaduna State August 24th , 2020

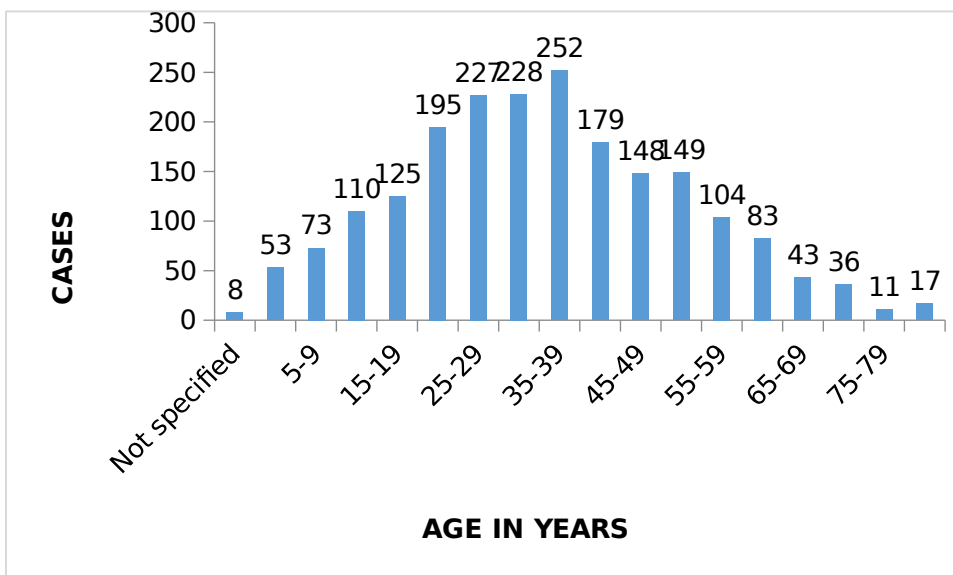


Figure 2. Age distribution of cases of Covid-19 in Kaduna State August 24th , 2020

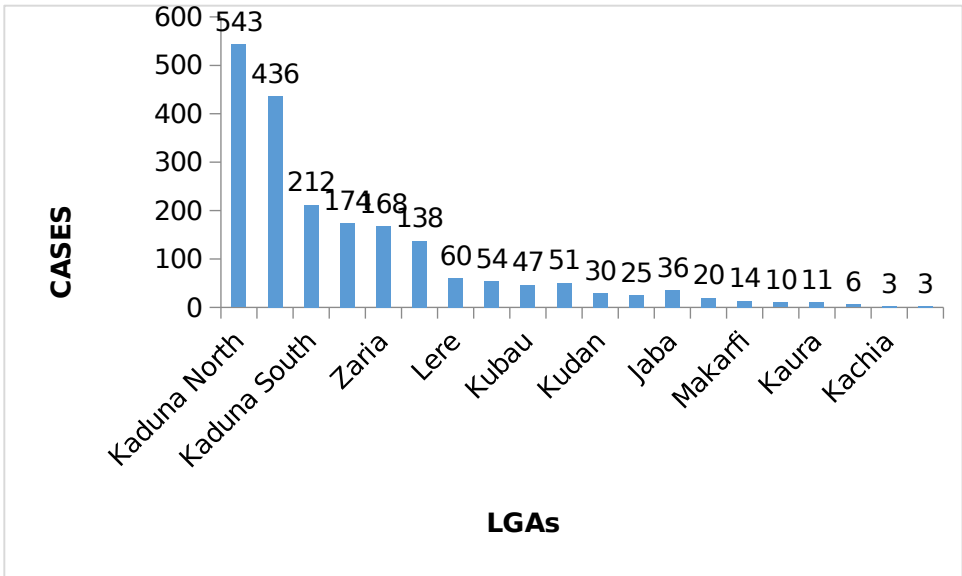


Fig 3. Distribution of cases of Covid-19 by LGA in Kaduna State August 24th , 2020

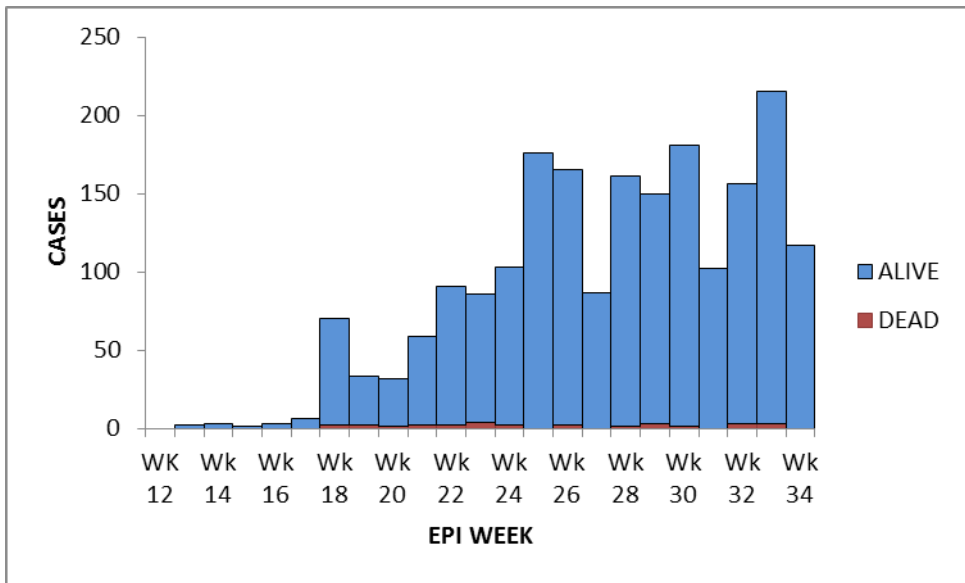


Figure 4. Epidemic curve of Covid-19 outbreak in Kaduna State August 24th , 2020

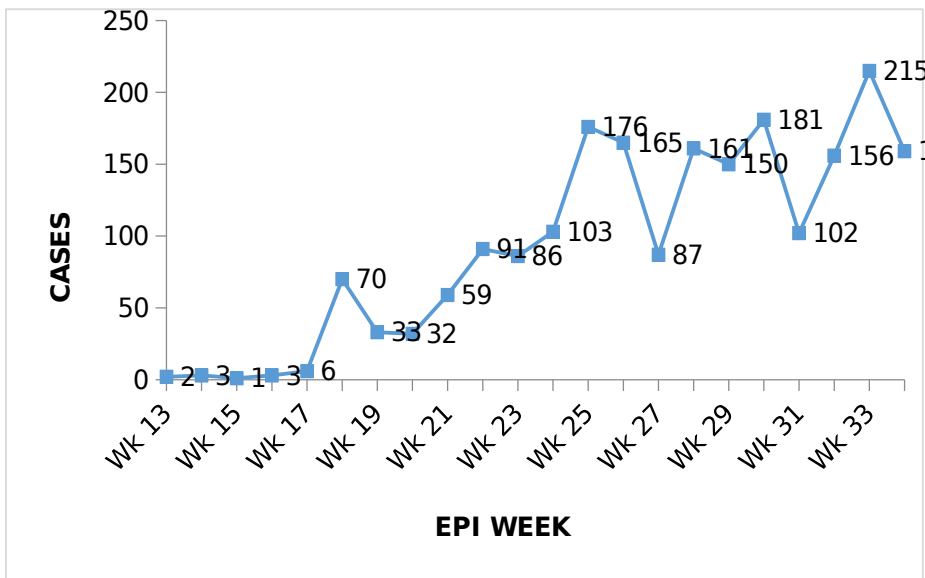


Figure 5. Trend of Covid-19 outbreak in Kaduna State August 24th , 2020

4. Zaria Hotel (50)
5. Kafanchan (30)

Quarantine centre

1. NYSC Camp along Kaduna-Abuja road

Surveillance

- Contact tracing, active case search and rumour investigation on-going

Laboratory

- Total of 193 samples were collected (165 from Kaduna and 28 from Zaria), one was a follow up

Case management

- New cases = 30
- Total number of cases = 2041
- New discharges = 69
- Cumulative discharged= 1826
- Death =0
- Cumulative = 28
- The remaining 187 active cases are stable

IPC

- Facilities are being monitored to ensure compliance to IPC rules

Planned activities for next day

- Rumour investigation ongoing
- Active Case search for Covid-19 on-going
- Contact tracing ongoing