

Kaduna State Covid-19 Outbreak Situation Report day 150, 25th August 2020

Highlights

- Epidemiology unit of Kaduna State Ministry of Health received a report of suspected cases of covid-19 in the state on 27/03/2020
- Rapid response team was immediately deployed to respond to the situation
- The index case laboratory confirmation was on 28/03/2020
- He had a history of contact with a confirmed case
- Results released today shows that 18 were positive
- Total of 2059 have been confirmed of Covid-19 in Kaduna State
- Six (6) people were discharged bringing total discharge to 1832
- One hundred and ninety nine cases 199 (9.7%) are active receiving treatment at various Centers in the state (IDCC, Hamdala Motel, ABUTH Zaria, Zaria Hotel, Kafanchan and home management)
- Total of 28 deaths (CFR 1.4%) have been recorded for Covid-19 in the state
- Total of 231 samples were collected (201 from Kaduna and 30 from Zaria)

Epi Summary for Covid-19

S/ No.	Description	New (Daily)	Total for epi-week 35(Monday- Sunday)	Cumulative (till date)
Cases				
1	Suspected cases	231	423	12884
2	Lab-confirmed positive cases	18	48	2059
3	Lab-confirmed positive cases in Health care Worker(s)	0	2	287
4	Probable cases	0	0	2
5	Signal under investigation	0	33	601
6	Persons of interest under monitoring	0	0	0
7	Number of confirmed cases on admission	18	48	199
8	Number of confirmed cases discharged	6	75	1832
9	Number of deaths in confirmed cases	0	0	28
10	Number of deaths in Health care workers	0	0	1
11	Number of deaths in suspected cases	0	0	0
Contacts				

12	Contacts listed	41	92	5572
13	Contacts seen today	41	92	2190
14	Contacts currently under follow up	359	359	359
15	Contacts symptomatic	0	0	20
16	Contacts confirmed positive	0	0	510
17	Contacts who completed 14 days follow up	23	49	5240
18	Contacts lost to follow Up	0	0	0
Laboratory(Initial Samples)				
20	Number of Initial samples collected (Initial only)	Daily	Week	Cumulative since outbreak Started
		231	423	14972
21	Number of pending laboratory samples(initial only)	454	454	454
22	Number of Negative Samples	97	350	14518
Laboratory (Follow Up Samples)				
23	Number of specimens collected	0	1	1126
24	Number of specimens tested negative	0	2	1106
25	Number of pending laboratory samples	0	1	20

Descriptive statistic

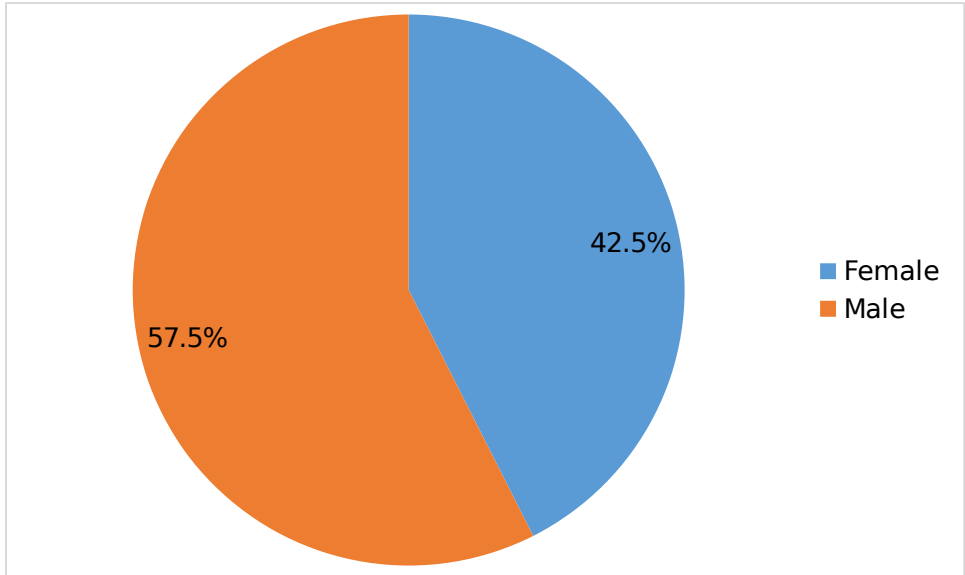


Fig.1 Sex distribution of Covid-19 cases in Kaduna State August 25th , 2020

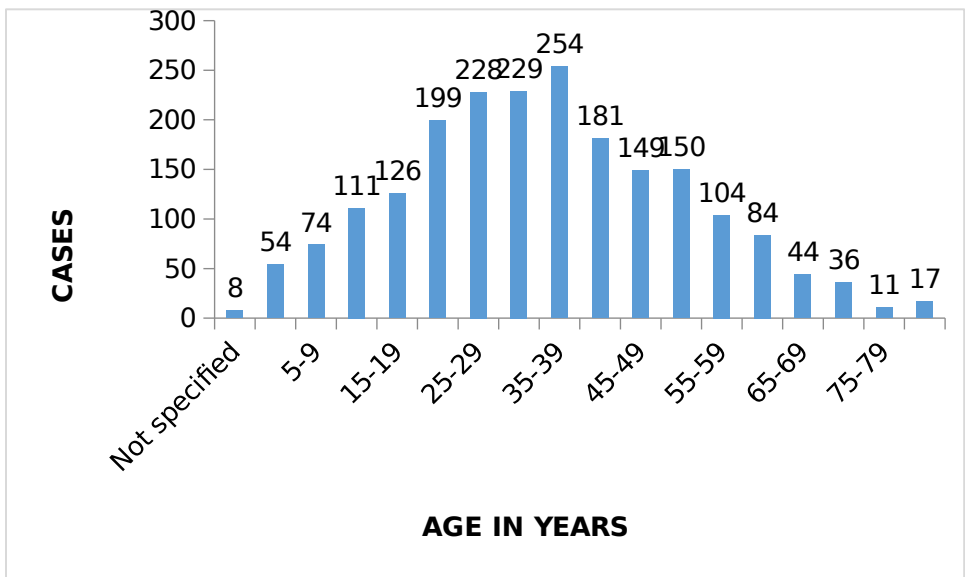


Figure 2. Age distribution of cases of Covid-19 in Kaduna State August 25th , 2020

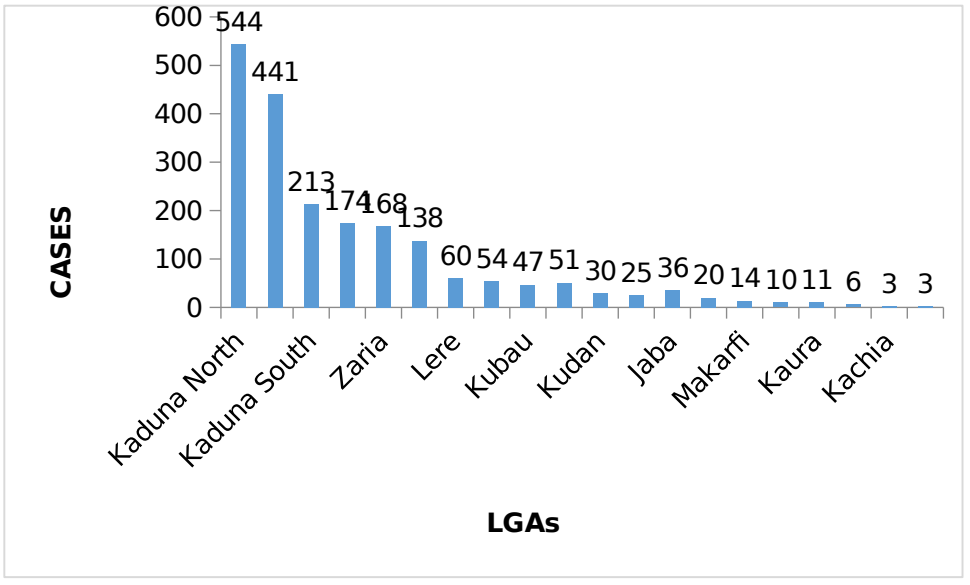


Fig 3. Distribution of cases of Covid-19 by LGA in Kaduna State August 25th, 2020

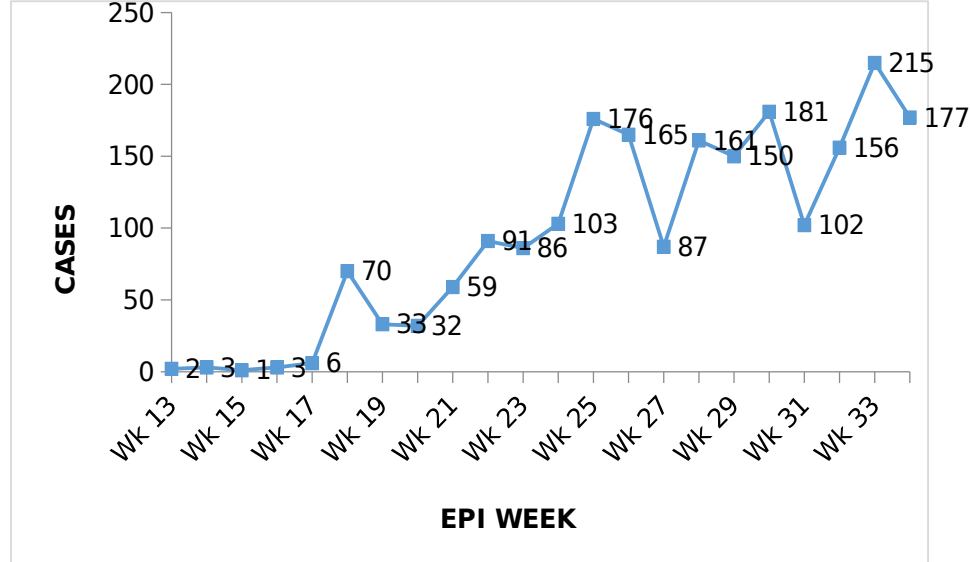
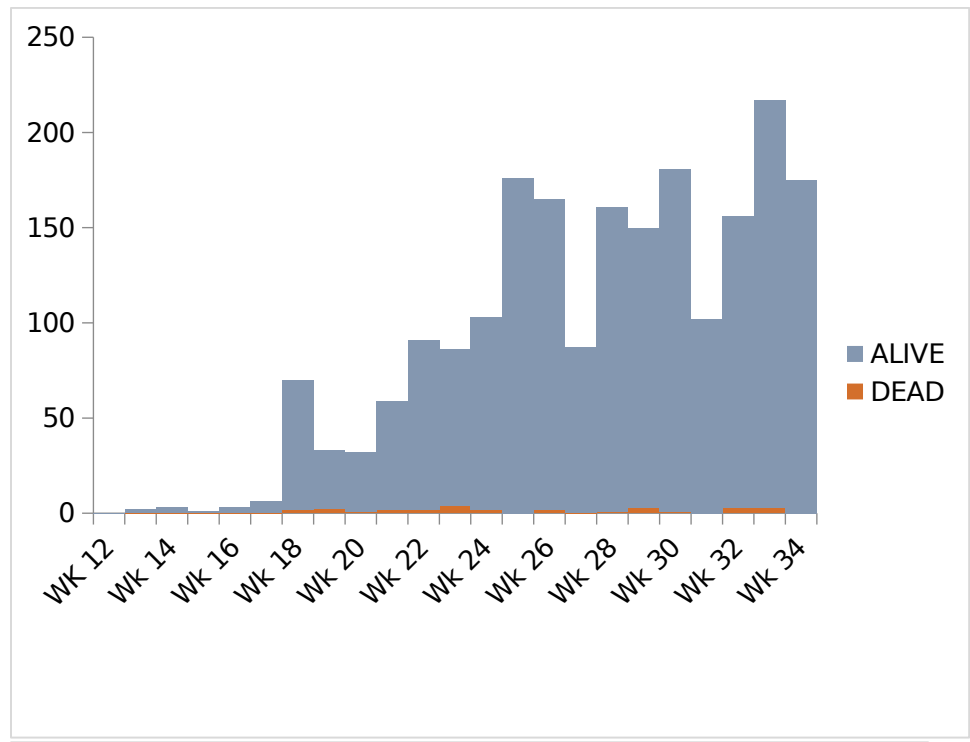


Figure 4. Epidemic curve of Covid-19 outbreak in Kaduna State August 25th, 2020

Figure 5. Trend of Covid-19 outbreak in Kaduna State August 25th , 2020

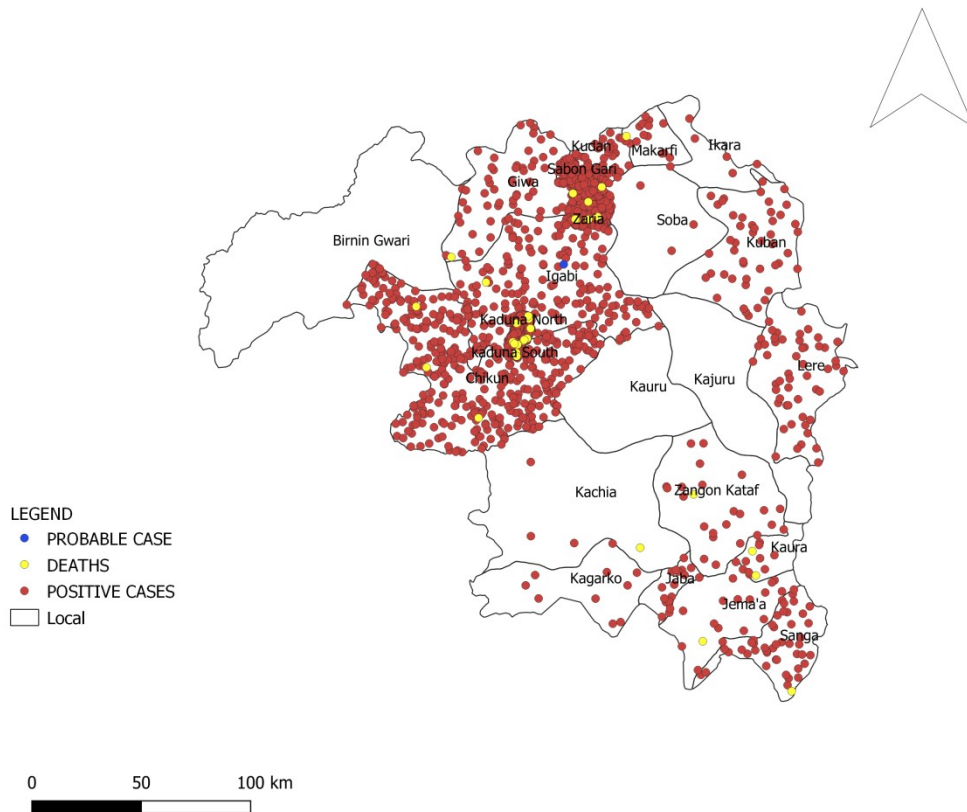


Figure 6. Map of Kaduna State showing distribution of cases across the LGAs, August 25th ,2020

Pillar response summary

Coordination

- Nine pillars have been set up by Emergency Preparedness and Response team with each pillars having a coordinator
 - Epidemiology and surveillance
 - Laboratory services
 - Point of Entry (POE)
 - Infection Prevention and Control
 - Case management
 - Risk communication
 - Logistics and supplies
 - Coordination
 - Research

Isolation Centres

1. IDCC Kaduna (16 beds)

2. ABUTH Shika (20 beds)
3. Hamdala Motel Kaduna (95 beds)
4. Zaria Hotel (50)
5. Kafanchan (30)

Quarantine centre

1. NYSC Camp along Kaduna-Abuja road

Surveillance

- Contact tracing, active case search and rumour investigation on-going

Laboratory

- Total of 231 samples were collected (201 from Kaduna and 30 from Zaria)

Case management

- New cases = 18
- Total number of cases = 2059
- New discharges = 6
- Cumulative discharged= 1832
- Death =0
- Cumulative = 28
- The remaining 199 active cases are stable

IPC

- Facilities are being monitored to ensure compliance to IPC rules

Planned activities for next day

- Rumour investigation ongoing
- Active Case search for Covid-19 on-going
- Contact tracing ongoing