

# Kaduna State Covid-19 Outbreak Situation Report day 151, 26<sup>th</sup> August 2020

## Highlights

- Epidemiology unit of Kaduna State Ministry of Health received a report of suspected cases of covid-19 in the state on 27/03/2020
- Rapid response team was immediately deployed to respond to the situation
- The index case laboratory confirmation was on 28/03/2020
- He had a history of contact with a confirmed case
- Results released today shows that 26 were positive
- Total of 2085 have been confirmed of Covid-19 in Kaduna State
- Thirty (30) people were discharged bringing total discharge to 1862
- One hundred and ninety five cases 195 (9.4%) are active receiving treatment at various Centers in the state ( IDCC, Hamdala Motel, ABUTH Zaria, Zaria Hotel, Kafanchan and home management)
- Total of 28 deaths (CFR 1.3%) have been recorded for Covid-19 in the state
- Total of 216 samples were collected (211 from Kaduna and 5 from Zaria), 9 were follow up

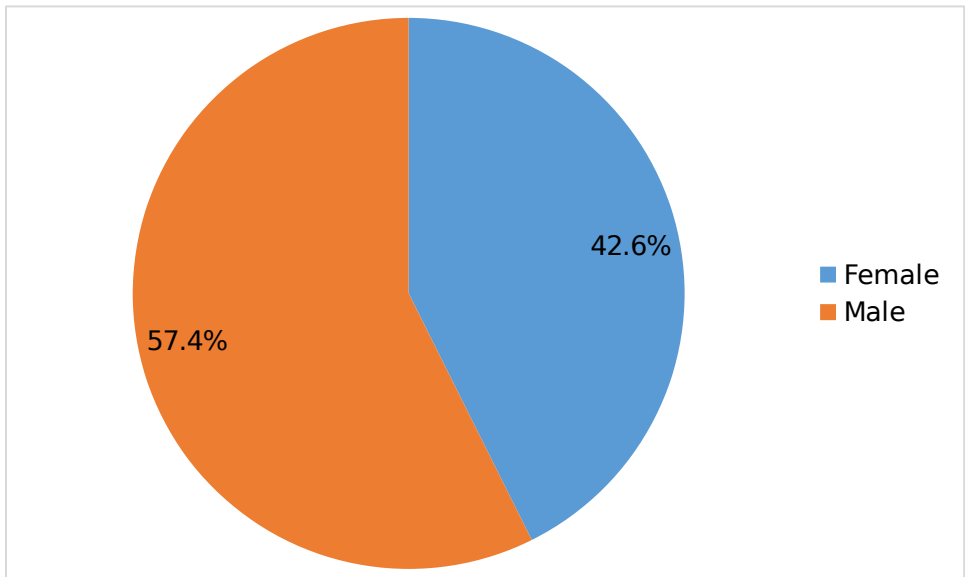
## Epi Summary for Covid-19

S/ No.	Description	New (Daily)	Total for epi-week 35(Monday- Sunday)	Cumulative (till date)
<b>Cases</b>				
1	Suspected cases	<b>207</b>	<b>630</b>	<b>13091</b>
2	Lab-confirmed positive cases	<b>26</b>	<b>48</b>	<b>2085</b>
3	Lab-confirmed positive cases in Health care Worker(s)	<b>12</b>	<b>14</b>	<b>299</b>
4	Probable cases	<b>0</b>	<b>0</b>	<b>2</b>
5	Signal under investigation	<b>0</b>	<b>33</b>	<b>601</b>
6	Persons of interest under monitoring	<b>0</b>	<b>0</b>	<b>0</b>
7	Number of confirmed cases on admission	<b>26</b>	<b>74</b>	<b>195</b>
8	Number of confirmed cases discharged	<b>30</b>	<b>105</b>	<b>1862</b>
9	Number of deaths in confirmed cases	<b>0</b>	<b>0</b>	<b>28</b>
10	Number of deaths in Health care workers	<b>0</b>	<b>0</b>	<b>1</b>
11	Number of deaths in suspected cases	<b>0</b>	<b>0</b>	<b>0</b>

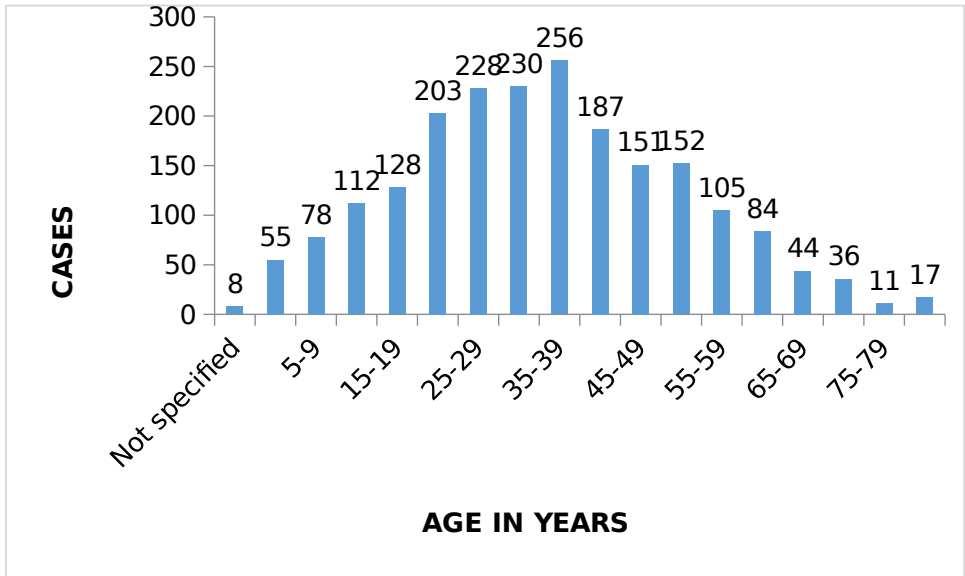
<b>Contacts</b>				
12	Contacts listed	<b>23</b>	<b>115</b>	<b>5595</b>
13	Contacts seen today	<b>23</b>	<b>115</b>	<b>2213</b>
14	Contacts currently under follow up	<b>355</b>	<b>355</b>	<b>355</b>
15	Contacts symptomatic	<b>0</b>	<b>0</b>	<b>20</b>
16	Contacts confirmed positive	<b>0</b>	<b>0</b>	<b>510</b>
17	Contacts who completed 14 days follow up	<b>27</b>	<b>76</b>	<b>5267</b>
18	Contacts lost to follow Up	<b>0</b>	<b>0</b>	<b>0</b>
<b>Laboratory(Initial Samples)</b>				
20	Number of Initial samples collected (Initial only)	<b>Daily</b>	<b>Week</b>	<b>Cumulative since outbreak Started</b>
		<b>207</b>	<b>630</b>	<b>15179</b>
21	Number of pending laboratory samples(initial only)	<b>265</b>	<b>265</b>	<b>265</b>
22	Number of Negative Samples	<b>370</b>	<b>720</b>	<b>14888</b>
<b>Laboratory (Follow Up Samples)</b>				
23	Number of specimens collected	<b>9</b>	<b>10</b>	<b>1135</b>
24	Number of specimens tested negative	<b>1</b>	<b>3</b>	<b>1107</b>
25	Number of pending laboratory samples	<b>9</b>	<b>10</b>	<b>28</b>
<b>Case management</b>				
26	Number of Treatment Centre in the State	<b>5</b>		
27	Total Bed Capacity in the State	<b>236</b>		
28	Total Number of ICU Beds in the state	<b>2</b>		
29	Total Number of Oxygen Plant in the State	<b>0</b>		
29b	Total number of Oxygen concentrators	<b>13</b>		
30	Number of cases on Admission in the State	<b>26</b>	<b>74</b>	<b>195</b>
31	Number of cases managed at home	<b>31</b>	<b>31</b>	
32	Number of cases discharged	<b>30</b>	<b>30</b>	
33	Number of Asymptomatic	<b>90</b>	<b>90</b>	
34	Number of Symptomatic	<b>0</b>	<b>0</b>	

34a	Mild (M)	<b>0</b>	<b>0</b>	
34b	Moderate (MD)	<b>0</b>	<b>0</b>	
34c	Severe (S)	<b>0</b>	<b>0</b>	
34d	Critical (C)	<b>0</b>	<b>0</b>	
35	Number of cases with co-morbidities e.g. hypertension, diabetes, asthma, immunosuppressed (cancer, HIV), sickle cell etc.	<b>2</b>	<b>2</b>	

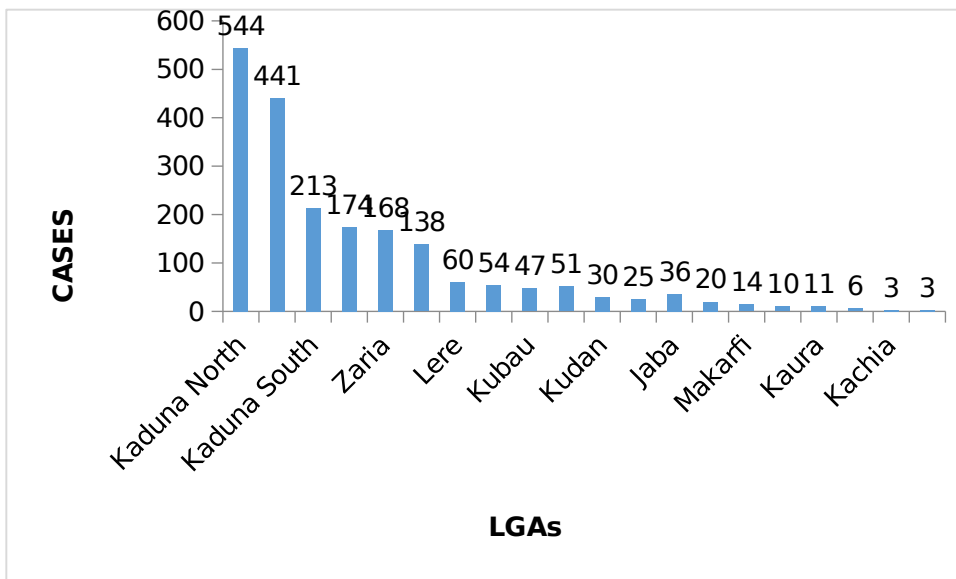
**Descriptive statistic**



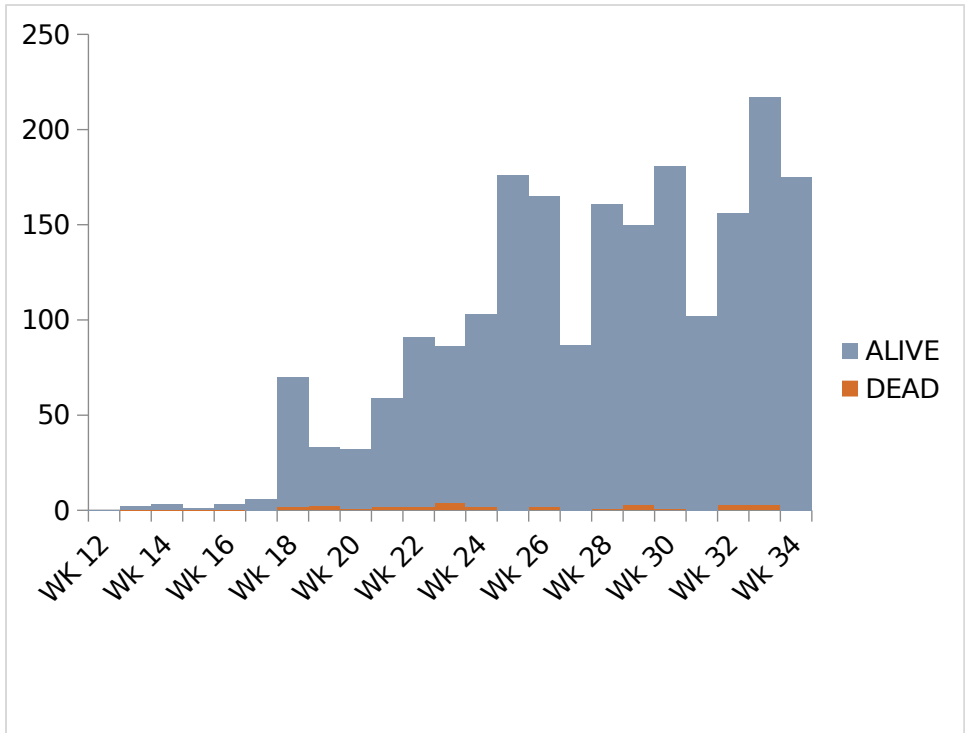
**Fig.1 Sex distribution of Covid-19 cases in Kaduna State August 26<sup>th</sup>, 2020**



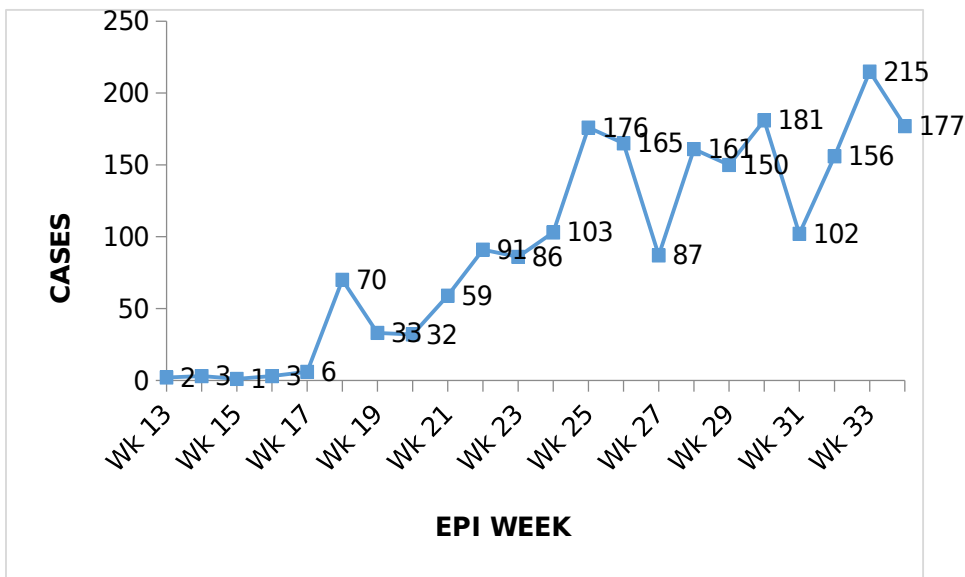
**Figure 2. Age distribution of cases of Covid-19 in Kaduna State August 26<sup>th</sup> , 2020**



**Fig 3. Distribution of cases of Covid-19 by LGA in Kaduna State August 26<sup>th</sup> , 2020**



**Figure 4. Epidemic curve of Covid-19 outbreak in Kaduna State August 26<sup>th</sup>, 2020**



**Figure 5. Trend of Covid-19 outbreak in Kaduna State August 26<sup>th</sup>, 2020**

**distribution of cases across the LGAs, August 26<sup>th</sup>, 2020**

**Figure 6. Map of Kaduna State showing**

**Pillar response summary**

Coordination

- Nine pillars have been set up by Emergency Preparedness and Response team with each pillars having a coordinator
  - Epidemiology and surveillance

- Laboratory services
- Point of Entry (POE)
- Infection Prevention and Control
- Case management
- Risk communication
- Logistics and supplies
- Coordination
- Research

#### Isolation Centres

1. IDCC Kaduna (16 beds)
2. ABUTH Shika (20 beds)
3. Hamdala Motel Kaduna (95 beds)
4. Zaria Hotel (50)
5. Kafanchan (30)

#### Quarantine centre

1. NYSC Camp along Kaduna-Abuja road

#### Surveillance

- Contact tracing, active case search and rumour investigation on-going

#### Laboratory

- Total of 216 samples were collected (211 from Kaduna and 5 from Zaria), 9 were follow up

#### Case management

- New cases = 26
- Total number of cases = 2085
- New discharges = 30
- Cumulative discharged= 1862
- Death =0
- Cumulative = 28
- The remaining 195 active cases are stable

#### IPC

- Facilities are being monitored to ensure compliance to IPC rules

#### Planned activities for next day

- Rumour investigation ongoing
- Active Case search for Covid-19 on-going
- Contact tracing ongoing