

MONTH ON MONTH STATISTICAL REPORT ON KADUNA STATE INTERNAL REVENUE SERVICE, REVENUE GENERATION PERFORMANCE FOR THE MONTH OF AUGUST, 2020

The Budget projection for Internally Generated Revenue of Kaduna State was Budgeted at ₦3,645,885,449.33, however the Kaduna State Internal Revenue Service generated ₦ 5,998,767,829.93 for the State during the month of August, 2020, representing 164.54% of the Budgeted amount. The Kaduna State Internal Revenue Service Performance Increased by 228.48 % (₦4,172,551,397.43 absolute figures) in comparison to the State’s July, 2020 performance ₦ 1,826,216,432.50.

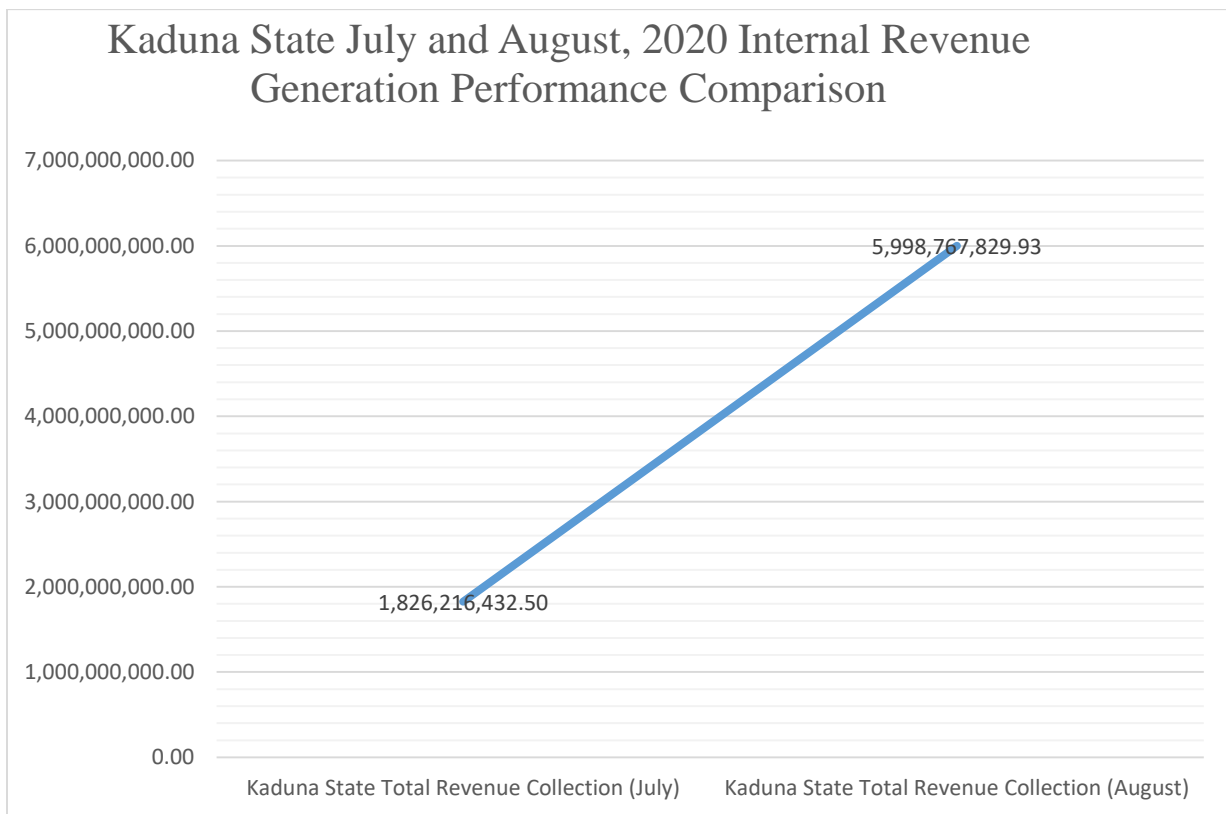


Figure 1

Among all the MDA’s, KADIRS is the highest generating MDA in August, 2020 with ₦5,377,390,444.26 (89.64%) followed by KADGIS ₦238,174,090.07 (3.97%) and KASUPDA with ₦101,477,114.41(1.69%).

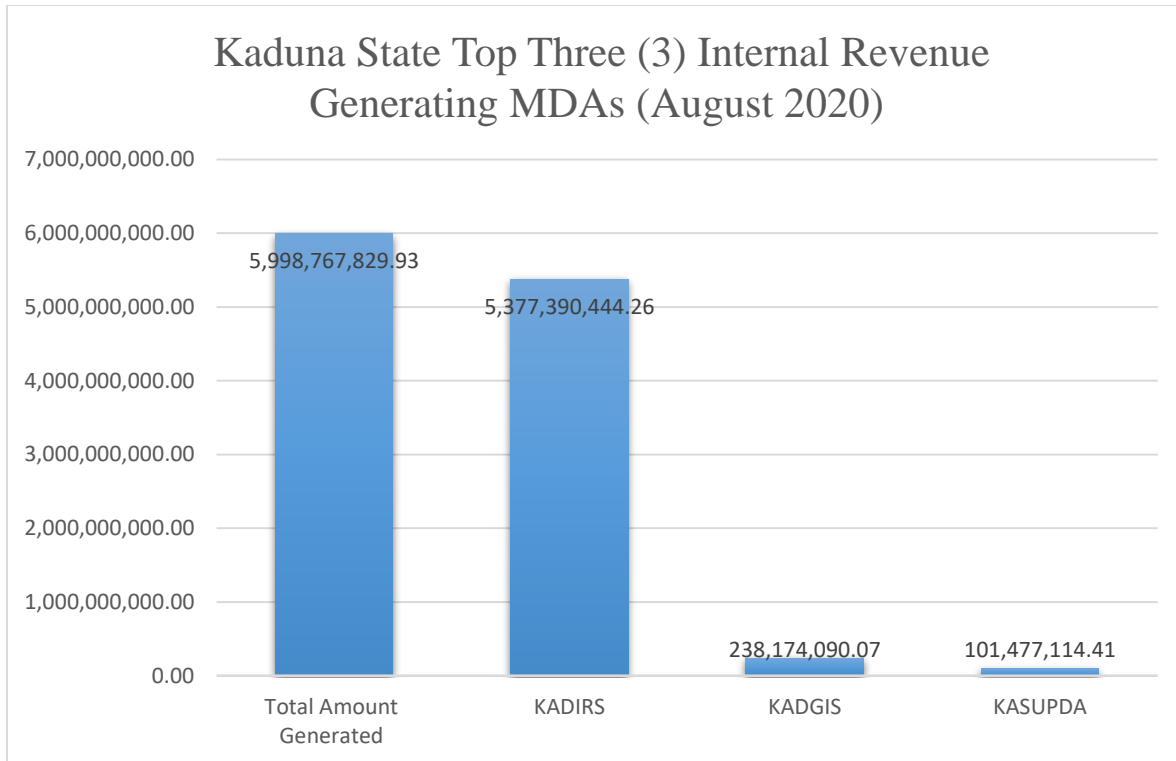


Figure 2

Below is the breakdown of revenue collection of Kaduna state internal service being the highest revenue generating MDA.

The August budget projections were budgeted at ₦ 2,182,596,517.75. However, the State Internal Revenue generated ₦ 5,377,390,444.26 representing 246.38% of the budgeted amount. The Kaduna State Internal Revenue Service Performance Increased by 319.35% (₦4,095,083,525.44 absolute figures) in comparison to the July performance ₦ 1,282,306,918.82. For the purpose of drill-down, the Performance of the various revenue heads is as follows;

TAXES: The revenue generated from taxes for the month of August amounted to ₦5,313,055,158.23. This figure indicates an increase of 336.98% as against the revenue generated in the month of July, which amounted ₦1,215,859,107.40.

The Revenue line for PAYE State amounted to ₦ 217,425,332.56 in August, 2020 decreased by 49.12% compared with the amount realized in July, 2020 ₦ 427,341,988.98, this decrease was as a result of decline of payment from the previous month.

LICENSES GENERAL: The revenue generated from license general for the month of August was ₦ 52,444,106.28, this indicates a decrease of 10.80% against the revenue generated in the month of July ₦58,793,431.25.

FINE & FEES GENERAL: The revenue generated from fines and fees general for the month of August amounted to ₦0.00, there was no revenue recorded for the month July ₦0.00.

EARNINGS & SALES GENERAL: The revenue generated from earnings & sales general for the month of August amounted to ₦11,891,179.75, this figure shows an increase of 55.35% against the revenue generated for the month of July, which amounted to ₦7,654,380.17.

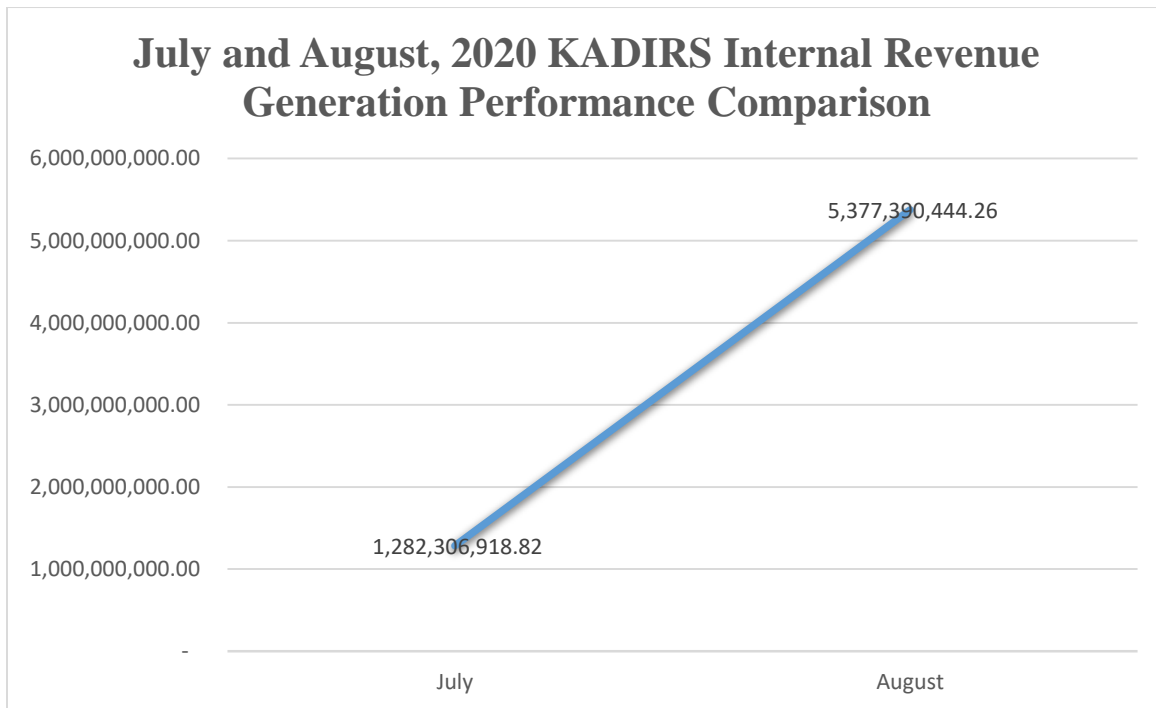


Figure 3

KADUNA STATE INTERNAL REVENUE SERVICE, REVENUE GENERATION PERFORMANCE FOR THE MONTH OF AUGUST, 2020

The revenue performance for the month of August shows that ₦5,377,390,444.26 was generated out of ₦2,182,596,517.75 that was budgeted for the month, this indicates that 246.38% of the monthly budgeted revenue was generated.

Revenue from Taxes were able to generate ₦5,313,055,158.23 (98.80%) of the generated revenue, License general ₦52,444,106.28 (0.98%), Fines & Fees General ₦0.00 (0.00%) and Earnings & Sales General ₦11,891,179.75 (0.22%) within the Month of August, 2020. The revenue from taxes are the major contributors of revenue that is being generated by Kaduna State Internal Revenue Service.

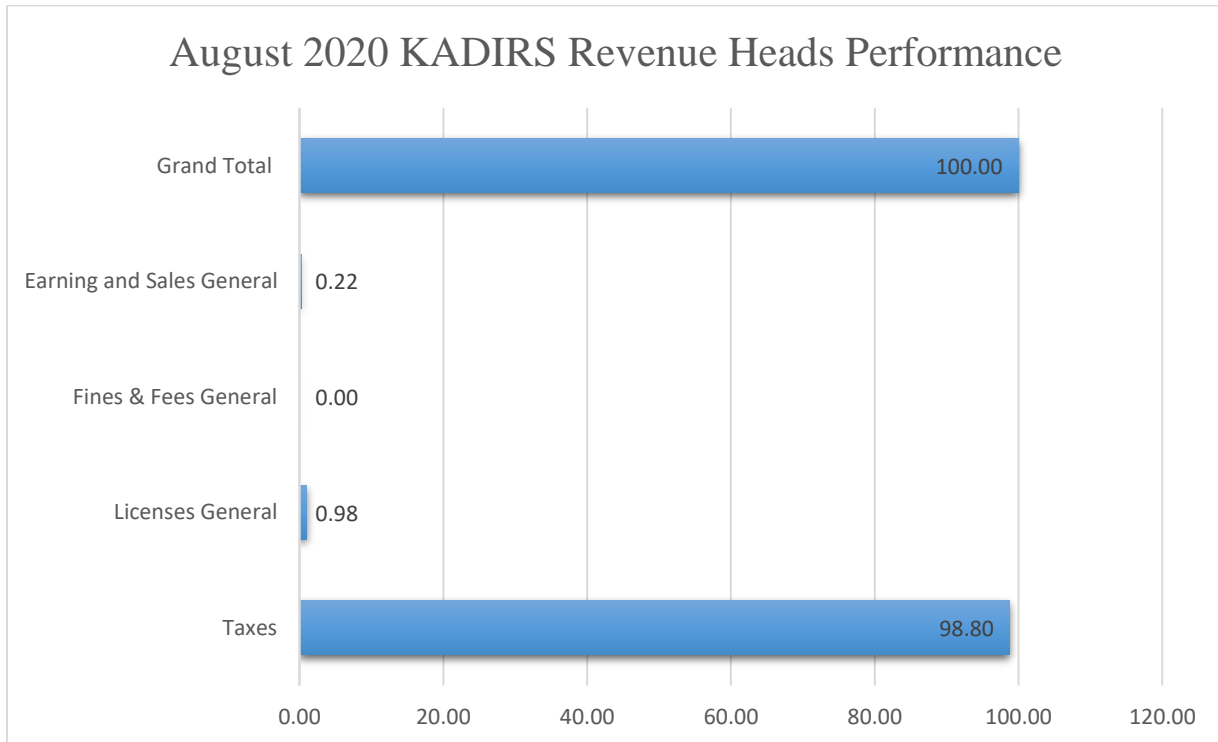


Figure 4

KADIRS COLLECTION REPORT JULY/AUGUST, 2020			
AUGUST (2020)			
ECONOMIC CODES	REVENUE HEAD	JULY	AUGUST
	TAXES		
12011007	Capital Gain Tax	-	1,270,719.00
12010106	Direct Assessment	21,554,137.47	20,625,473.02
12010103	PAYE Local Govt.	28,266,118.38	9,247,760.22
12010102	PAYE State	427,341,988.98	217,425,332.56
12010101	PAYE Federal	312,541,392.16	517,544,157.62
12010105	PAYE Others	304,511,182.01	402,657,578.48
12020109	Tax Audit Areams	10,179,650.55	4,044,398,952.89
12010110	Withholding Tax on Commissions	5,930,831.29	5,655,315.43
12010112	Withholding Tax on Consultancy	5,000,737.66	1,532,997.44
12010111	Withholding Tax on Contracts	32,295,579.66	35,263,423.41
12010113	Withholding Tax on Directors Fees	10,179,247.05	1,959,225.03
12010114	Withholding Tax on Dividend	17,837,883.10	8,470,665.20
12010117	Withholding Tax on Rent	1,622,703.78	707,418.60
12010116	Withholding Taxes on Bank Interest	38,597,655.31	46,296,139.33
	TOTAL	1,215,859,107.40	5,313,055,158.23
	Licenses General	-	
12040058	Stamp Duty Fees	390,667.50	716,956.28
12020033	Driver License (ENDL)	13,133,513.75	7,393,500.00
12020071	Learners Permit	1,500.00	250.00
12040596	Motor Cycle Number Plate	-	-
12020032	Motor Vehicle Licenses	44,841,750.00	44,333,400.00
12040057	Motor Vehicle Number Plate	426,000.00	-
	TOTAL	58,793,431.25	52,444,106.28
	Fines & Fees General	-	
12020445	Change of Ownership Fees	-	-
12021325	Motor Vehicle Registration	-	-
12021347	Motor Cycle Registration	-	-
12021377	Vehicle Stickers	-	-
	TOTAL	-	-
	Earning and Sales General	-	
12020630	Sales of Motor Vehicle Reg. Booklets	-	-
12060159	Sales of Reflection Jackets	-	-
12010038	Restaurant and Entertainment Tax	952,443.74	2,564,447.01
12040047	Land use Charge	6,629,836.43	9,322,532.74
12040048	Development Levy	72,100.00	4,200.00
12020029	Gaming	-	-
	TOTAL	7,654,380.17	11,891,179.75
	Grand Total	1,282,306,918.82	5,377,390,444.26

