

MONTH ON MONTH STATISTICAL REPORT ON KADUNA STATE INTERNAL REVENUE SERVICE, REVENUE GENERATION PERFORMANCE FOR THE MONTH OF NOVEMBER, 2020

The Budget projection for Internally Generated Revenue of Kaduna State was Budgeted at ₦3,645,885,449.33, however the Kaduna State Internal Revenue Service generated ₦2,374,285,093.41 for the State during the month of November, 2020, representing 65.12% of the Budgeted amount. The Kaduna State Internal Revenue Service Performance decrease by 54.26% (₦2,816,304,416.97 absolute figures) in comparison to the State's October, 2020 performance ₦5,190,589,510.38.

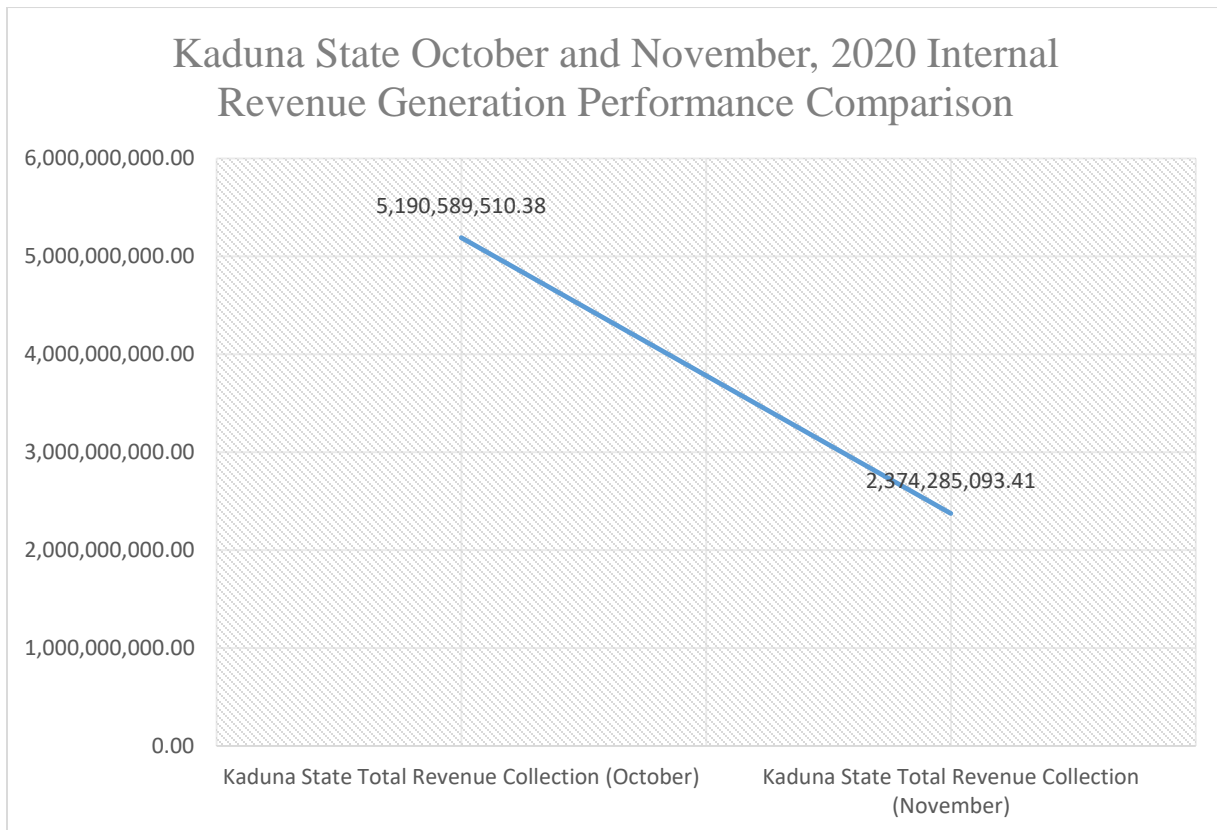


Figure 1

Among all the MDA's, KADIRS is the highest generating MDA with ₦1,446,992,350.52 (60.94%) followed by KADGIS with ₦342,986,565.36 (14.45%) and Ministry of Finance with ₦162,575,897.20 (6.85%).

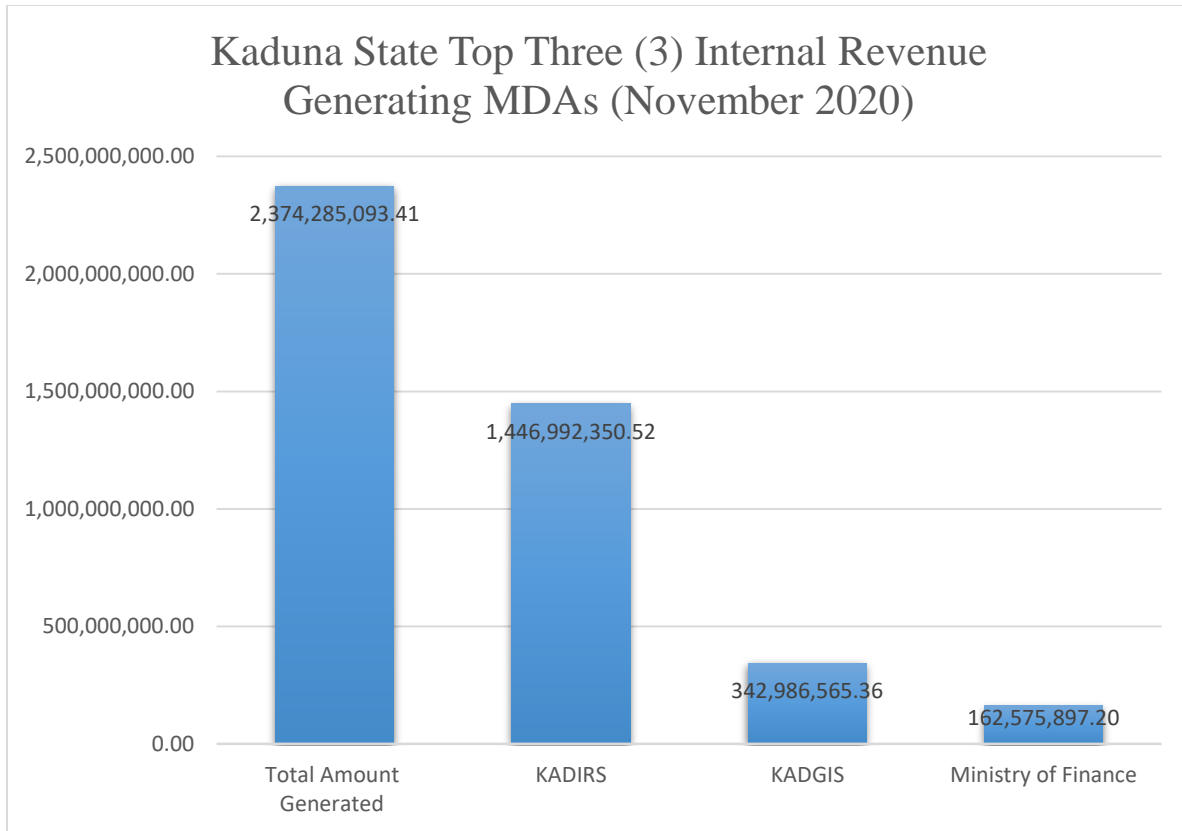


Figure 2

Below is the breakdown of revenue collection of Kaduna state internal service being the highest revenue generating MDA.

The November budget projections were budgeted at ₦ 2,182,596,517.75. However, the State Internal Revenue generated ₦1,446,992,350.52 representing 66.30 % of the budgeted amount. The Kaduna State Internal Revenue Service Performance Increase by 17.30 % (₦213,382,544.93 absolute figures) in comparison to the October performance ₦ 1,233,609,805.59. For the purpose of drill-down, the Performance of the various revenue heads is as follows;

TAXES: The revenue generated from taxes for the month of November amounted to ₦1,351,654,239.14. This figure indicates an Increase of 14.43 % as against the revenue generated in the month of October, which amounted ₦1,181,218,341.62.

The Revenue line for PAYE State amounted to ₦100,542,314.18 in November, 2020 decreased by 54.98% compared with the amount realized in October, 2020 ₦ 223,314,024.37, this decrease was as a result of decline of payment from the previous month.

LICENSES: The revenue generated from license general for the month of November was ₦79,392,305.13, this indicates an increase of 77.35 % against the revenue generated in the month of October ₦ 44,765,893.60.

FINE& FEES: The revenue generated from fines and fees general for the month of November amounted to ₦0.00, there was no revenue recorded for the month October ₦0.00.

EARNINGS & SALES GENERAL: The revenue generated from earnings & sales general for the month of November amounted to ₦ 15,945,806.25, this figure shows an Increase of 109.11 % against the revenue generated for the month of October, which amounted to ₦ 7,625,570.37.

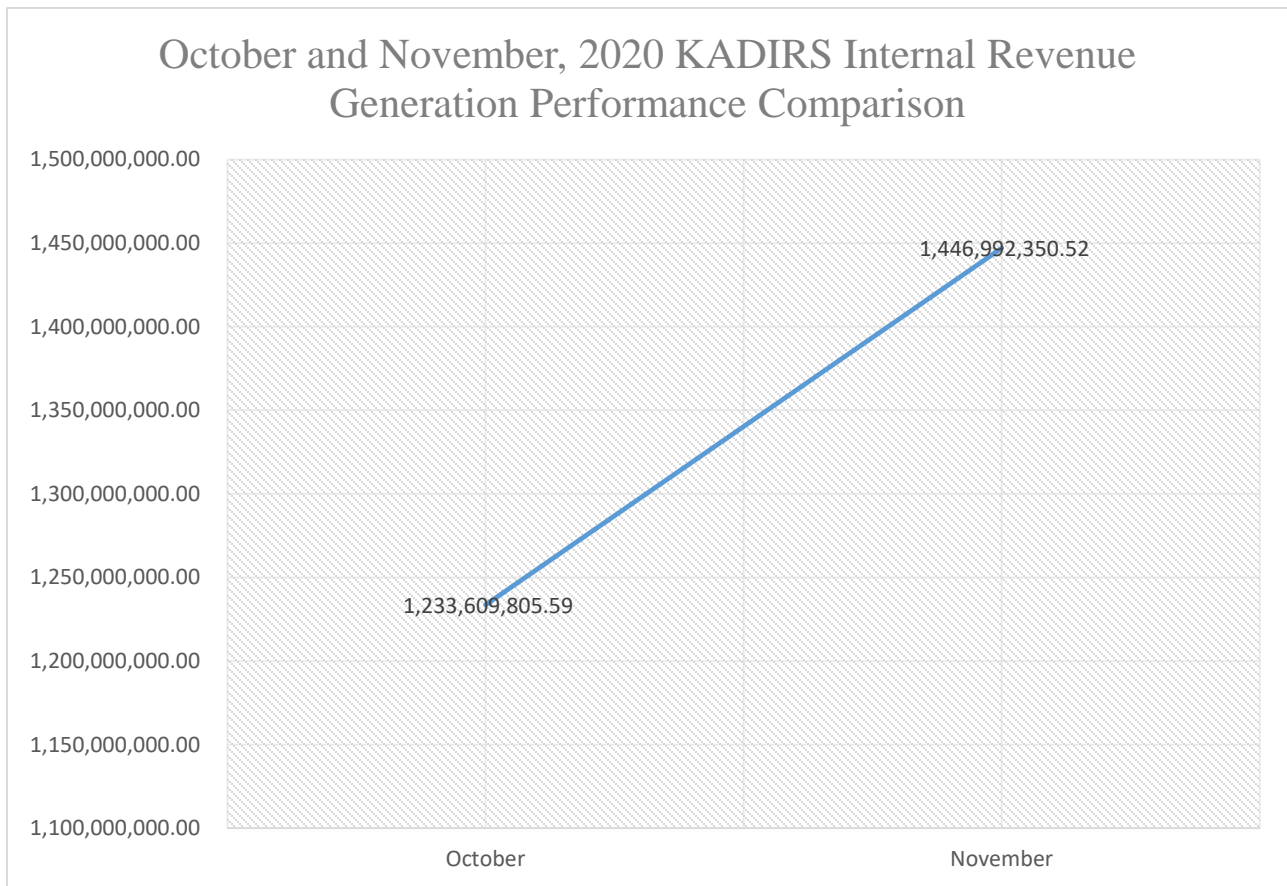


Figure 3

KADUNA STATE INTERNAL REVENUE SERVICE, REVENUE GENERATION PERFORMANCE FOR THE MONTH OF NOVEMBER, 2020

The revenue performance for the month of November shows that ₦1,446,992,350.52 was generated out of ₦2,182,596,517.75 that was budgeted for the month, this indicates that 66.30 % of the monthly budgeted revenue was generated.

Revenue from Taxes were able to generate ₦1,351,654,239.14 (93.41%) of the generated revenue, License general ₦79,392,305.13 (5.49 %), Fines & Fees General ₦0.00 (0.00%) and Earnings & Sales General ₦15,945,806.25 (1.10 %) within the Month of November, 2020. The revenue from taxes are the major contributors of revenue that is being generated by Kaduna State Internal Revenue Service.

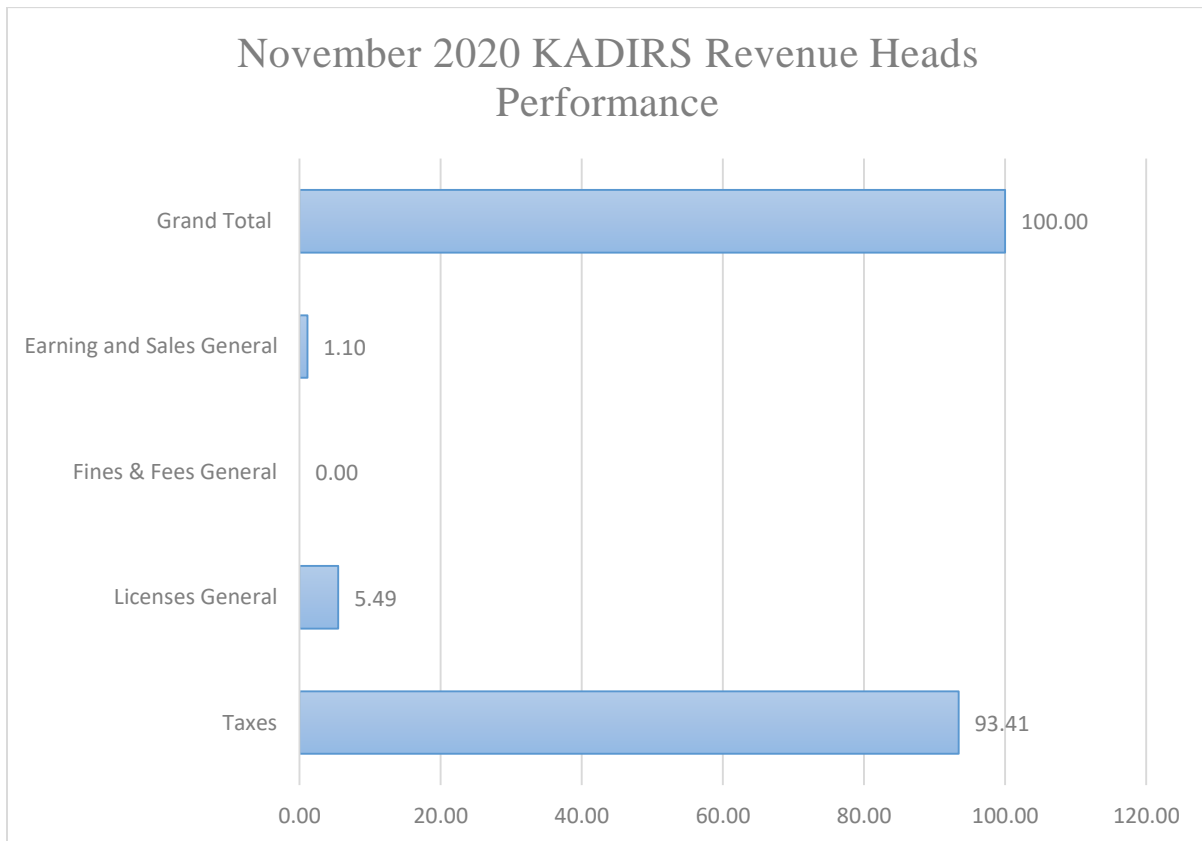


Figure 4

KADIRS COLLECTION REPORT OCTOBER/NOVEMBER, 2020

NOVEMBER (2020)			
ECONOMIC CODES	REVENUE HEAD	OCTOBER	NOVEMBER
	TAXES		
12011007	Capital Gain Tax	-	425,900.00
12010106	Direct Assessment	16,918,350.00	65,787,881.16
12010103	PAYE Local Govt.	26,708,765.50	94,008,249.02
12010102	PAYE State	223,314,024.37	100,542,314.18
12010101	PAYE Federal	349,509,071.35	411,919,536.84
12010105	PAYE Others	386,698,366.83	244,435,546.57
12020109	Tax Audit Areats	112,541,613.13	158,115,593.92
12010110	Withholding Tax on Commissions	4,189,167.08	1,611,572.14
12010112	Withholding Tax on Consultancy	4,757,751.47	3,778,576.82
12010111	Withholding Tax on Contracts	24,195,533.58	70,350,557.82
12010113	Withholding Tax on Directors Fees	3,773,279.12	3,773,078.35
12010114	Withholding Tax on Dividend	4,879,986.81	120,811,446.90
12010117	Withholding Tax on Rent	673,525.25	2,012,030.00
12010116	Withholding Taxes on Bank Interest	23,058,907.13	74,081,955.42
	TOTAL	1,181,218,341.62	1,351,654,239.14
	Licenses General	-	
12040058	Stamp Duty Fees	150,868.60	207,000.00
12020033	Driver License (ENDL)	916,000.00	12,996,830.13
12020071	Learners Permit	250.00	500.00
12040596	Motor Cycle Number Plate	5,000.00	-
12020032	Motor Vehicle Licenses	43,693,775.00	66,187,975.00
12040057	Motor Vehicle Number Plate	-	-
	TOTAL	44,765,893.60	79,392,305.13
	Fines & Fees General	-	
12020445	Change of Ownership Fees	-	-
12021325	Motor Vehicle Registration	-	-
12021347	Motor Cycle Registration	-	-
12021377	Vehicle Stickers	-	-
	TOTAL	-	-
	Earning and Sales General	-	
12020630	Sales of Motor Vehicle Reg. Booklets	-	-
12060159	Sales of Reflection Jackets	-	-
12010038	Restaurant and Entertainment Tax	1,705,962.45	3,459,212.96
12040047	Land use Charge	5,910,107.92	4,263,828.37
12040048	Development Levy	8,500.00	119,600.00
12020029	Gaming	1,000.00	8,103,164.92
	TOTAL	7,625,570.37	15,945,806.25
	Grand Total	1,233,609,805.59	1,446,992,350.52

