UP RIGHT FOR NIGERIA
Stand against Corruption

UKaid
from the British people

STRENGTHENING CITIZENS RESISTENCE AGAINST THE PREVALENCE OF CORRUPTION (SCRAP-C) – UPRIGHT FOR NIGERIA CAMPAIGN

OPEN GOVERNMENT PARTNERSHIP SURVEY, 2019

Kaduna State Bureau of Statistics

AID FOUNDATION

actionaid international nigeria

Contents

TABLES AND FIGURES 1
ACRONYMS AND ABRREVIATIONS 2
ACKNOWLEDGEMENT 3
EXECUTIVE SUMMARY 4
1.0 INTROCUTION 5
2.0 METHODOLOGY 6
2.1 Survey Design 6
2.2 Response Rate 6
2.3 Composition of the survey team 7
2.4 Training 8
2.5 DATA QUALITY ASSURANCE: 8
2.6 DATA PROCESSING/ANALYSIS 9
2.7 Ethical Consideration 9
2.8 Informed Consent 9
3.0 INFO-GRAPHICS OF OGP (KEY FINDINGS) 10
3.1 OPEN GOVERNMENT PARTNERSHIP (OGP) 11
3.1.1 Knowledge of OGP: 11
3.1.2 Understanding of OGP: 11
3.1.3 Choice of OGP Commitment 11
3.1.4 Medium of Information 11
3.1.5 Desire to know about OGP 11
3.1.6 Choice of Language 11
4.0 RECOMMENDATIONS 12

TABLES AND FIGURE

Figure 1: Response Rate 7
Figure 2: Map of Kaduna 8
Figure 3: Info-graphics Report of OGP 10
Figure 4: Knowledge of OGP 11
Figure 5: Understanding of OGP 11
Figure 6: Choice of commitment area 11
Figure 7: Medium of information 11
Figure 8: Desire to know about the OGP 11
Figure 9 : Choice of Language 11

ACRONYMS AND ABRREVIATIONS

AAN:	Action Aid Nigeria
CPC:	Citizens Perception on Corruption
CPOGP:	Citizens Perception on Open Government Partnership
CPS:	Corruption Perception Survey
CSOs:	Civil Society Organizations
DAs:	Data Auditors
DFID:	Department for International Development
EAs:	Enumeration Areas
EDC:	Electronic Data Collection
EFCC:	Economicand Financial Crimes Commission
HIT:	Honesty Integrity and Transparency
ICPC:	Independent Corrupt Practices and other Related Offences Commission
KDBS:	Kaduna Bureau of Statistics
LGAs :	Local Government Areas
NPC:	National Population Commission
OGP:	Open Government Partnership
PPS:	Probability Proportional to Size
SCRAP -C:	Strengthening Citizens Resistance Against the Prevalence of Corruption
SDGs:	Sustainable Development Goals
SIM:	Subscribers Identification Module (SIM)
SPSS:	Statistical Package for Social Sciences

ACKNOWLEDGEMENT

This survey as the first of its kind in Kaduna State and an Open Government Partnership survey at the sub-national level will not be complete without acknowledging the United Kingdom (UK) Department for International Development (DFID) and Action Aid Nigeria (AAN) for their support in funding the survey. Also, we are grateful to the Kaduna State Bureau of Statistics (KDBS) for partnering with us in this endeavour. Their expertise and technical support were instrumental to the field and analytical activities. In a similar way, the advisory inputs of Mr. Lawal Idris is simply immeasurable and appreciated. We also wish to acknowledge the Economic and Financial Crimes Commission (EFCC), Independent Corrupt Practices and other Related Offences Commission (ICPC), Civil Society Organizations (CSOs) in Kaduna, the Nigerian Police Force, and the citizens of Kaduna State for participating in the validation exercise of this report before its final production. We hope that these collaborative efforts will be the beginning of further engagements as we promote the values of Honesty, Integrity and Transparency (HIT) in Kaduna and Nigeria at large.

EXECUTIVE SUMMARY

There is a universal consensus in Nigeria and among the international community that corruption is endemic and all pervasive in the country. The scourge of corruption has assumed a threat to the country, becoming a major obstacle to human and national development efforts across the country; Kaduna inclusive. The high level of corruption in the country is linked to the level of infrastructural decay, high rate of unemployment and the huge incidence of poverty in the country. Thus, in a bid to identify and understand the issues around corruption, various institutions vis-à-vis citizens' perception and awareness of the OGP in Kaduna; we moved to conduct this survey.

The survey was administered across the 23 Local Government Areas (LGAs). The first sampling stage represent the random sampling at the Enumeration Areas (EAs), which was the primary sampling unit. The maps of the selected EAs were obtained from the National Population Commission. A total of 10 EAs were selected using Probability Proportional to Size (PPS) method in each LGA. In each of the EAs, all households were listed and mapped prior to data collection. The listed households form the frame from which the secondary sampling unit was systematically drawn. The second stage involved systematic sampling selection of 10 households from the sampling frame to participate in the study. Any member of the household aged 18 years (adult) and above is eligible to be included in the survey. One adult member of the household was randomly selected to participate in the survey. The sample covers 10 EAs each per LGA; totalling 230 EAs, 2300 households (2300 respondent) representing 10 per EA.

The findings showed that 96% of individual in Kaduna have not heard of OGP; out of the small proportion of individuals that have heard of OGP, a larger portion of them does not have an idea of what OGP means. The findings showed that 60.4 percent among the population that have heard of OGP chose “citizens engagement” as the most appealing commitment areas; 66.8 percent of the respondents that have heard of OGP, got the information through radio. The 96 percent that have not heard of the OGP desired to know what it is about; 77.7% preferred to be communicated in Hausa language, 20.2% preferred English and 2.1% preferred Pidgin while radio still remains the preferred means of communication.

The report recommends a pathway to increasing citizens trust in government is to engage them in decision-making processes and governance endeavours. And radio stations remain the most preferred means of communicating reforms and other relevant information to inhabitants of Kaduna. Also, this will inform their planning and decision-making process as well as serve as a catalyst for improved institutional reforms in the State.

1.0 INTRODUCTION

The fight against corruption has remained a constant priority for citizens and government of Kaduna as well as Nigerian at large. The menace has been identified as one of the main spoilers of Nigeria's ambition to achieve the Sustainable Development Goals (SDGs) and in particular, her aspirations to alleviate over 100 million of her citizens out of poverty. It is obvious that that the stagnant growth experienced in her political and socio-economic space is the effect of endemic and persistent corrupt practices in various sectors, private and public space of the country.

Also, it is obvious that the diminishing presence of core values of HIT in private and public space as well as among citizens is a major concern for a developing nation like Nigeria. This is promoting absence of transparency and accountability in budget process, award of contract, procurement process, exploitation of the most vulnerable, embezzlement and diversion of public funds for selfish gains, nepotism, injustice and other forms corrupt practices. To this end, citizens have no trust in the system which was originally designed to serve, preserve and protect their rights as citizens and inhabitants of the State.

Since the inception of the DFID funded project – Strengthening Citizens Resistance against the Prevalence of Corruption (SCRAP-C) in Kaduna, strengthening citizens and institutions resistance to the practice of the menace has been the strategic focus of AID Foundation and her collaborating partners. For a clear understanding of the issues and areas of intervention in Kaduna State, this survey was birthed to guide implementation strategy, generate public discuss to inform decision making by relevant stakeholders.

The survey seeks to understand the perception of the citizens of Kaduna about corruption; also, it aims to ascertain their level of awareness about the OGP. Consequently, it hopes to inform actions by relevant stakeholders to address the issues highlighted by the findings and recommendations.

2.0 METHODOLOGY

The research approach adopted in this survey is discussed below.

2.1 Survey Design

The survey used a multi-stage cluster design, which was used for Kaduna State Bureau of Statistics (KDBS) household survey. All the 23 LGAs in the State were covered in the survey. The sample for the survey was designed to provide estimates for several indicators on the knowledge of OGP, perception of corruption, identification of corrupt sectors at State and LGA levels. The sample was drawn to represent the State and was disaggregated by LGAs. Equal sample size was allocated to all the LGAs. The sample weight was applied to the data to normalize and make it representative of the population. The State serves as the reporting domain.

The first sampling stage represent the random sampling at the EAs, which was the primary sampling unit. The maps of the selected EAs were obtained from the National Population Commission (NPC). A total of 10 EAs were selected using PPS method in each LGA. In each of the EAs, all households were listed and mapped prior to data collection.

The listed households form the frame from which the secondary sampling unit was systematically drawn. The second stage involved systematic sampling selection of 10 households from the sampling frame to participate in the study.

The Head of the Household or a representative of the household, which must be an Adult (Aged 18 and above) was eligible for the interview. To introduce dynamism in respondent selection, one eligible individuals in the household was randomly selected to be interviewed. The sample covers 10 EAs each per LGA, totalled 230 EAs, 2300 households (2300 respondents) representing 10 per EA.

The survey was conducted using a single questionnaire containing two modules. The first module was "Citizen's Perception on Open Government Partnership (CPOGP)" and the second was "Citizen's Perception on Corruption (CPC)". The survey took an average time of 20 minutes to administer the questionnaire to a participant.

2.2 Response Rate

Consent was obtained before the questionnaires were administered. Consent and assent procedures was administered in accordance with ethical survey requirements. The participants were made to understand that the survey is voluntary, and they may wish to stop the survey or skip any questions they are not comfortable to answer.

The participants were very responsive making the survey achieved a response rate of 97.8 percent. All the non-response came not as refusal to participate but as a result of the household migrating to other areas.

Figure 1: Response Rate

LGA	Sampled	Participated	Response Rate (%)
Birnin_Gwari	100	100	100
Chikun	100	100	100
Giwa	100	100	100
Igabi	100	100	100
Ikara	100	98	98
Jaba	100	85	85
Jema'A	100	100	100
Kachia	100	100	100
Kaduna_North	100	99	99
Kaduna_South	100	99	99
Kagarko	100	100	100
Kajuru	100	90	90
Kaura	100	100	100
Kauru	100	100	100
Kubau	100	98	98
Kudan	100	96	96
Lere	100	97	97
Makarfi	100	100	100
Sabon_Gari	100	98	98
Sanga	100	100	100
Soba	100	99	99
Zangon_Kataf	100	90	90
Zaria	100	100	100
STATE	2300	2249	97.8

2.3 Composition of the survey team

KDBS selected 23 competent Field Staff for the data collection. three teams were formed, which comprises of 7 field staff per team. Each team covered all the LGAs in each of the three senatorial zones for the period of 15 days. Three Data Auditors (DAs) were set up in the KDBS headquarters to monitor the submissions online, highlight all noted mistakes and the field staff were made to correct all the flag off.

Figure 2: Map of Kaduna

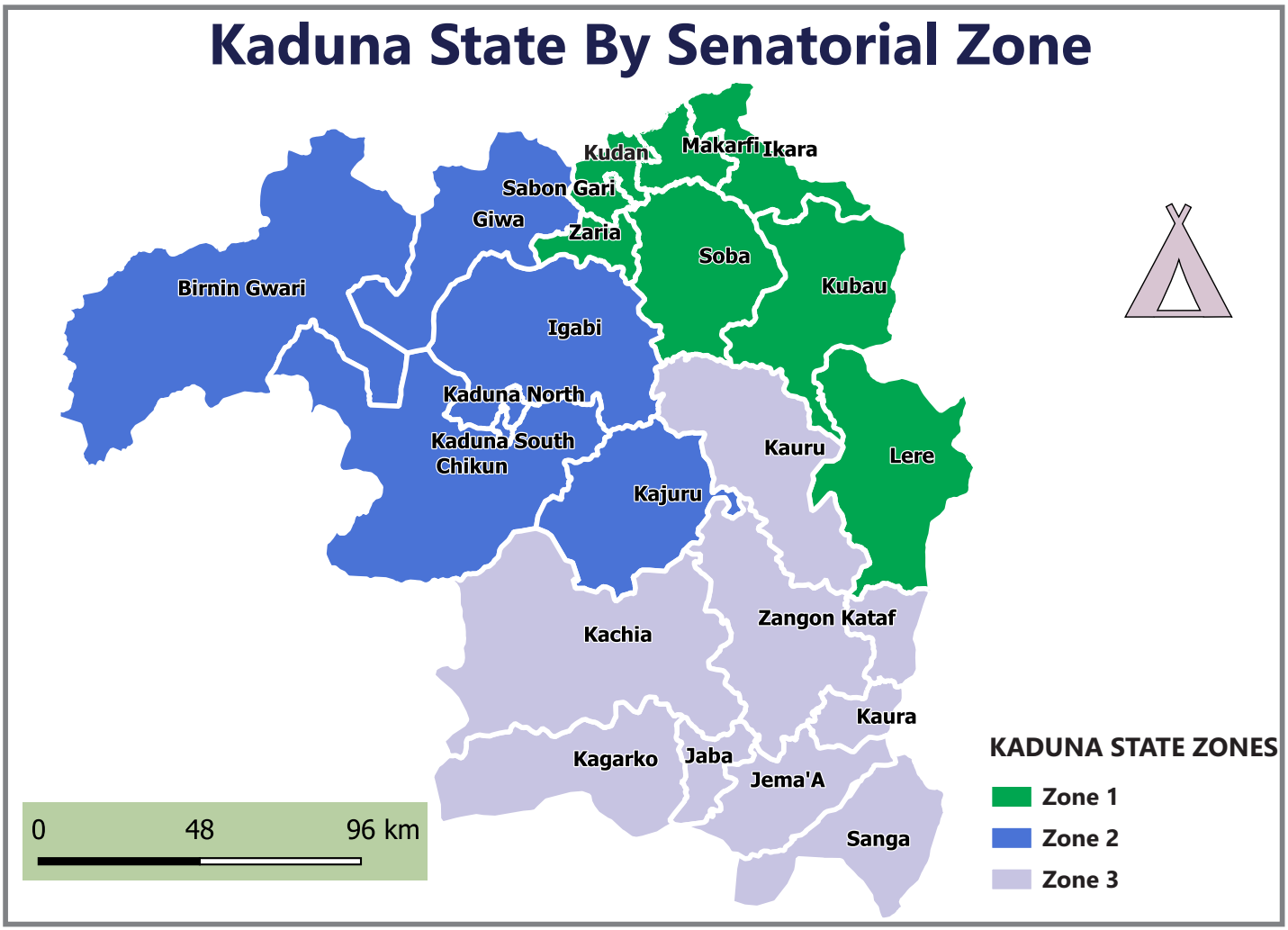

2.4 Training

All the Field staff passed through an intensive training for two days to familiarize themselves with the survey protocol and procedures, during which they were subjected to various tests. The training took place in Amina Mohammed SDGs Data Lab. There were various hands on during the interpretation of the electronic questionnaires.

Participants in the training includes all the field officers used in data collections, KDBS monitors, DAs, AID Foundation Staff. One of the key objectives of the training is to get all the participants familiarized with the survey tools.

2.5 DATA QUALITY ASSURANCE:

An electronic questionnaire (script writing) on ODK Aggregate for the survey was produced. Skips, logics, constraints, loops and preloaded options as well as other script writing conventions that will facilitate easy navigation, foster consistency and compliance to survey instructions was utilized while writing the survey.
Three DAs were set up in KDBS Headquarters to monitor the submissions from the field. They ensured that the quality of data collected are high. The interviewers were instructed to upload completed forms to the central server of KDBS as soon as possible. All the completed questionnaires were uploaded onto the server as quickly as possible. DAs routinely reviewed the uploaded data and make appropriate recommendations where necessary including requesting interviewers to make call back visits, revisit interviewed household to verify doubtful information, conduct re-interviews, etc. 20 call backs were made and 2 household were re-visited.

2.6 DATA PROCESSING/ANALYSIS

The data processing was done at the KDBS Headquarters. The data was collected using Electronic Data Collection (EDC) methodology. The questionnaires were prepared electronically and sent to the KDBS server using ODKCollect APP. Each field staff were provided with a phone pack containing android phone installed with ODKCollect APP, charger, ear piece and a registered Subscriber Identification Module (SIM) card loaded with 1000 Naira airtime for easy communication and 1GB data plan for internet access.

Android phones were used to collect the data, the Field Staff downloaded the questionnaires in their phone using the ODKCollect APP which was used to conduct interview with the coordinate of their resident sent to the KDBS server. The location of the teams was monitored from the headquarters using the spatial data sent to the server.

The data were downloaded from the server and passed through several cleaning process and coding & re-coding of variables. Preliminary analysis was carried out online using online data analyzer and the final analysis done using Statistical Package for Social Sciences (IBM SPSS) and Tableau software's. The table generation was carried out in KDBS office with the team from AID Foundation.

2.7 Ethical Consideration

The field officers followed the standard and the norms set out for this survey. They first made contact with local Government Authorities and proceeded to community leaders to get their endorsement before conducting the interviews. Confidentiality was maintained throughout the survey.
2.8 Informed Consent.

The field officers obtained informed consent from all the participants during the survey. The views of the participants and their rights to voluntary participation, privacy and confidentiality were all maintained during the survey. None of the respondent withdrawn from the survey, which resulted to high response rate.
The respondent showed a very high decorum and shown keen interest in the subject matter especially the corruption module. One of the key events that happened during the survey was a community that formed an EA covered in the survey, sent a message to KDBS headquarters appreciating the government of finding them worthy to participate in the survey.

2.8 Informed Consent

The field officers obtained informed consent from all the participants during the survey. The views of the participants and their rights to voluntary participation, privacy and confidentiality were all maintained during the survey. None of the respondent withdrawn from the survey, which resulted to high response rate.

The respondent showed a very high decorum and shown keen interest in the subject matter especially the corruption module. One of the key events that happened during the survey was a community that formed an EA covered in the survey, sent a message to KDBS headquarters appreciating the government of finding them worthy to participate in the survey.

Figure 3: Info-graphics Report of OGP

PARTICIPANT RESPONSE RATE BY LGA

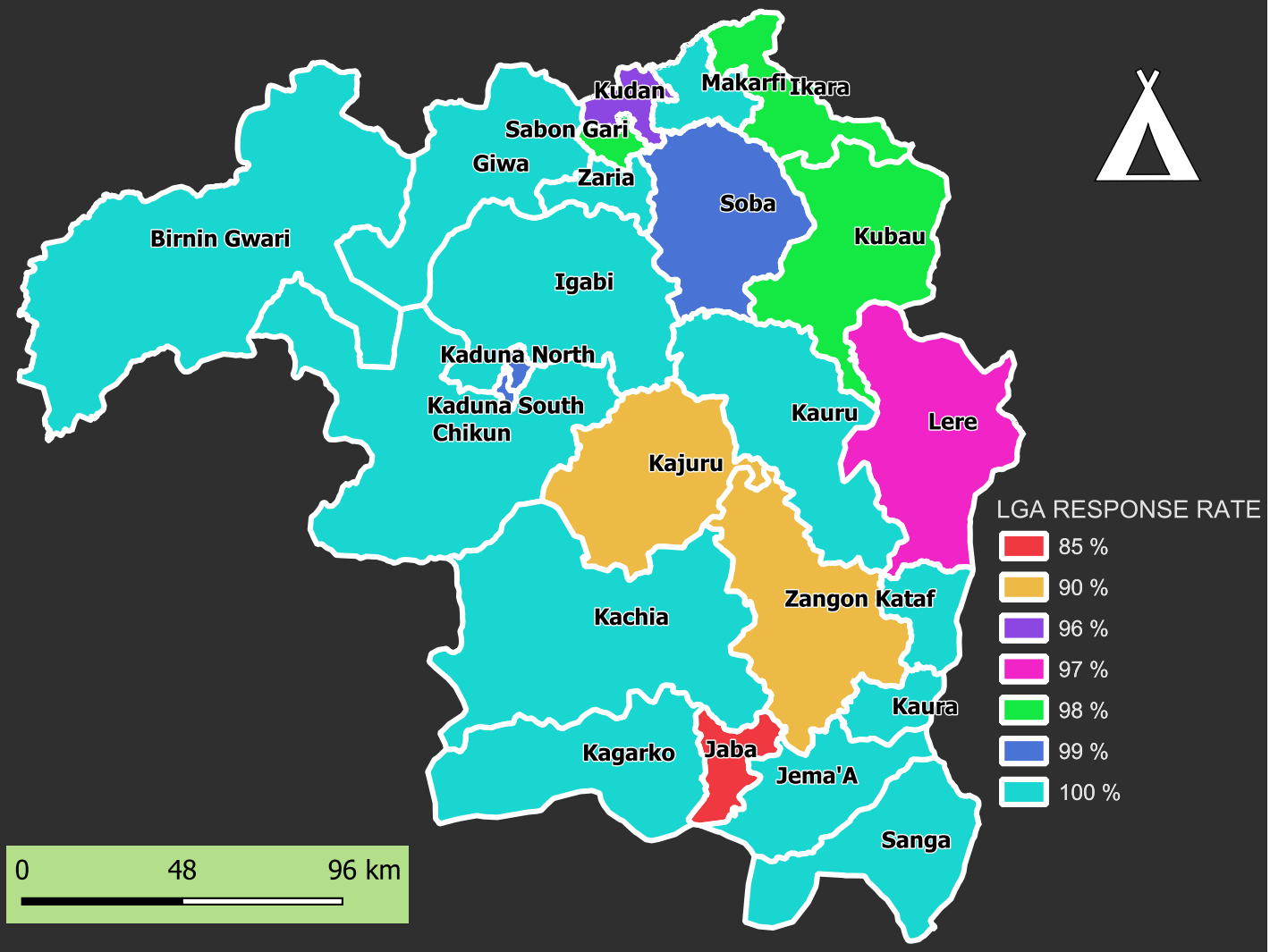

KEY FINDINGS

4% of Individuals in Kaduna heard of OGP

Larger portion of the 4% Individuals that heard of OGP, does not have an idea of what OGP means

60.4% among the population that have heard of OGP chose "citizens engagement" as the most appealing commitment areas

66.8% of the respondents that have heard of OGP, got the information through radio

77.7% Preferred to be communicated in Hausa language

The **96%** that have not heard of the OGP desired to know what it is about

20.2% preferred English and 2.1% preferred Pidgin while radio still remains the preferred means of communication

3.1 OPEN GOVERNMENT PARTNERSHIP (OGP)

Figure 4: Knowledge of OGP

Have you ever heard of Open Government Partnership?

Figure 5: Understanding of OGP

What does OGP mean to you ?

Figure 6: Choice of commitment area

Which of the commitments appeals to you the most ?

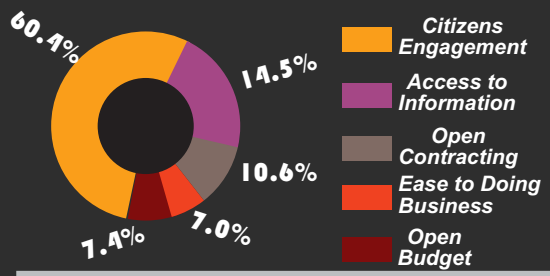

Figure 7: Medium of information

Can you tell us the medium, you first heard about OGP ?

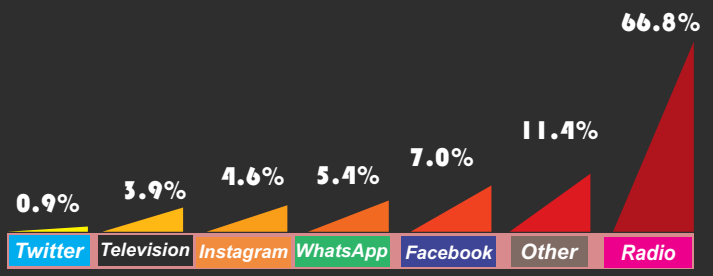

Figure 8: Desire to know about the OGP

If you have never heard of OGP will you be interested to know

Figure 9: Choice of Language

In what language will you like OGP to be communicated to you ?

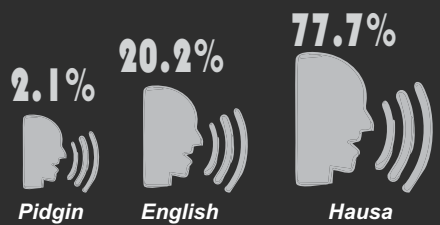

The OGP findings are presented below.

3.1.1 Knowledge of OGP

The survey shows that 96% of individual in Kaduna have not heard of Open Government Partnership.

3.1.2 Understanding of OGP:

Out of 4.3 percent of individuals that have heard of OGP, larger portion (74.6%) of them does not have an idea of what OGP means.

3.1.3 Choice of OGP Commitment

The findings showed that "citizens engagement" (60.4) percent is a popular choice among the population that have heard of OGP. The people want the government, as part of its commitment to OGP, to engage its citizens in all its activities, followed by providing access to information and third popular choice is open contracting.

3.1.4 Medium of Information

66.8 percent of population that have heard of OGP, got the information through radio.

3.1.5 Desire to know about OGP

The population that have not heard of OGP was asked to ascertain their desire to know what OGP is about. 96% showed willingness to understand what OGP means.

3.1.6 Choice of language

The population that have not heard of OGP were asked to choose their preferred choice of communication: 77.7% preferred to be communicated in Hausa language, 20.2% preferred English and 2.1% preferred Pidgin. Radio still remains the preferred choice of means of communication.

4.0 RECOMMENDATIONS

This report can become a useful tool to policy makers and relevant institutions in their quest to reduce corrupt practices in their diverse climes. Thus, it recommends the following;

1. The report can serve as a baseline for the relevant institutions. This will inform their planning and decision-making process as well as serve as a catalyst for improved institutional reforms in the State.
2. Anti-graft agencies such as the EFCC and ICPC should consider investigating the activities of institutions such as the police, judiciary, political parties, executives and legislators.
3. The pathway to increasing citizens trust in government is to engage them in decision-making processes and governance endeavours.

Radio stations remains the most preferred means of communicating reforms and other relevant information to inhabitants of Kaduna.