

KADUNA STATE BUREAU OF STATISTICS



CPI REPORT APRIL, 2022



Report Date: April Report, 2022

Data Source: Kaduna State Bureau of Statistics (KDBS)

Contents

Executive Summary.....	Error! Bookmark not defined.
Methodology.....	Error! Bookmark not defined.
Acknowledgements	Error! Bookmark not defined.
Consumer Price Index Apr 2022 Report	Error! Bookmark not defined.
Kaduna State Year On Year Inflation Trend 12 Month Series	Error! Bookmark not defined.
Kaduna State Month On Month Inflation Rate Trend 12 Months Series	6
Kaduna State Month On Month Cpi Trend 12 Months Series	7
Kaduna State And Nigeria Inflation Trend 12 Month Series.....	7
Mar 2022 And Apr 2022 North West States Inflation Trend.....	8
Table 1: Kaduna State Year On Year Inflation Rate 12 Months Series.....	9
Table 2: Top Five Absolute Contribution to Kad State April 2022 M On M Inflation Rate....	9
Table 3: Kaduna State Month on Month Inflation Rate 12 Months Series.....	10
Table 4: Kaduna State Month on Month Cpi 12 Months Series.....	10
Table 5: Kaduna State and Nigeria Inflation Rate 12 Months Series.....	11
Table 6: North West States Inflation Rate from National Bureau of Statistics (Nbs).....	11

Executive Summary

The Kaduna State Consumer Price Index (CPI) report, April 2022 shows the state's Year on Year and Month on Month Inflation Rate.

The Consumer Price Index (CPI) measures the average change in the price level of market basket of consumer goods and services purchased by households and a very important key indicator of inflationary change which measures state of an economy.

The Kaduna State CPI Report is targeted at providing Kaduna State with Monthly average changes of selected Goods and Services consumed by people for day-to-day living as well as showing the Year-on-Year Inflation rate of the State.

The CPI Year-On-Year Inflation Rate for Kaduna State stands at 16.01% in April, 2022. This was 0.06% higher than the rate of 15.95% recorded in March, 2022.

METHODOLOGY

The Consumer Price Index (CPI) measures the average change over time in prices of Goods and Services consumed by people for day-to-day living. The construction of the CPI combines economic theory, sampling and other statistical techniques using data from other surveys to produce a weighted measure of average price changes in Kaduna State Economy. The weighting occurs to capture the importance of the selected commodities in the entire index. The production of the CPI requires skills of economists, statisticians, computer scientists, data collectors and others.

Key in the construction of Price Index is the selection of Market Basket of Goods and Services. The market items currently comprise of 221 Goods and Services regularly priced.

The first stage in the calculation of the CPI is the collection of prices on each item (221 Goods and Services) from Markets and Outlets in each sector (Rural and Urban). Prices are then averaged for each item per sector across the state. Then the average price is used to calculate the basic index for each commodity: The current year price of each commodity is compared with a base year's (2009) price to obtain a relative price.

The Laspeyres formula was used to compute an aggregated index for each class (which has a multitude of commodities that have similar consumption purposes). The sum of the product of weights (obtained from the expenditure survey) and relative prices for each item is divided by the sum of the weight of the items in that class, and the result multiplied by 100 gives the required index number. This index number is still classified according to the urban or rural classification sector for each of the 23 LGAs of the state.

CONSUMER PRICE INDEX (CPI) REPORT FOR APRIL, 2022.

The consumer price index, (CPI) which measures inflation rate increased to 16.01% (year-on -year) in April 2022. This is 0.06% higher than the rate of 15.95% recorded in March, 2022. This signifies that price of some goods and services continued to increase in April when compared to the inflation rate recorded in March, 2022.

The CPI Month – on – Month basis in Kaduna State shows that the State Index stands at 247.71% in April, 2022. The urban Index recorded 239.65% while rural index recorded 255.85% in April, 2022.

The State CPI Month – on - Month Inflation rate was 18.47% in April, 2022, up by 0.64% from 17.83% recorded in March, 2022.

The Urban Inflation Rate was 17.08% in April, 2022, increased by 0.91% from 16.17% recorded in March, 2022.

The Rural Inflation Rate was 20.95% in April, 2022 increased by 2.26% from 18.69% recorded in March, 2022.

The percentage change in the average composite CPI for the twelve-month period ending April 2022 over the average of the CPI for the previous twelve-month period was 16.95%, showing 0.05% increase from 16.90% recorded in March 2022.

The corresponding twelve-month year-on-year average percentage change for the urban index is 13.24% in April 2022. This is lower than 13.89% reported in March 2022, while the corresponding rural inflation rate in April 2022 is 17.95% compared to 17.74% recorded in March 2022.

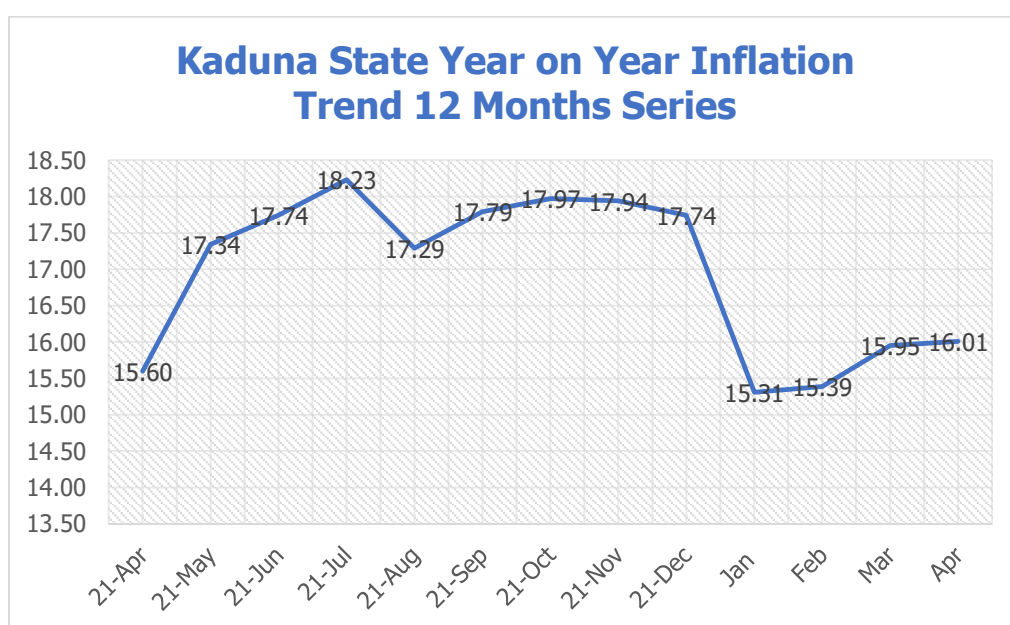


Figure 1

The Top Five Absolute contribution that influenced the increase of the Month-on-Month April CPI Inflation Rate included: Potatoes, yam and other tuber 6.28%, Bread & Cereals 6.05%, Garments 4.33%, Fish 3.53% and Meat 3.21%.

The highest contribution to the increase of April 2022 Month-on-Month Inflation rate was recorded in Potatoes, yam and other tuber 6.28%.

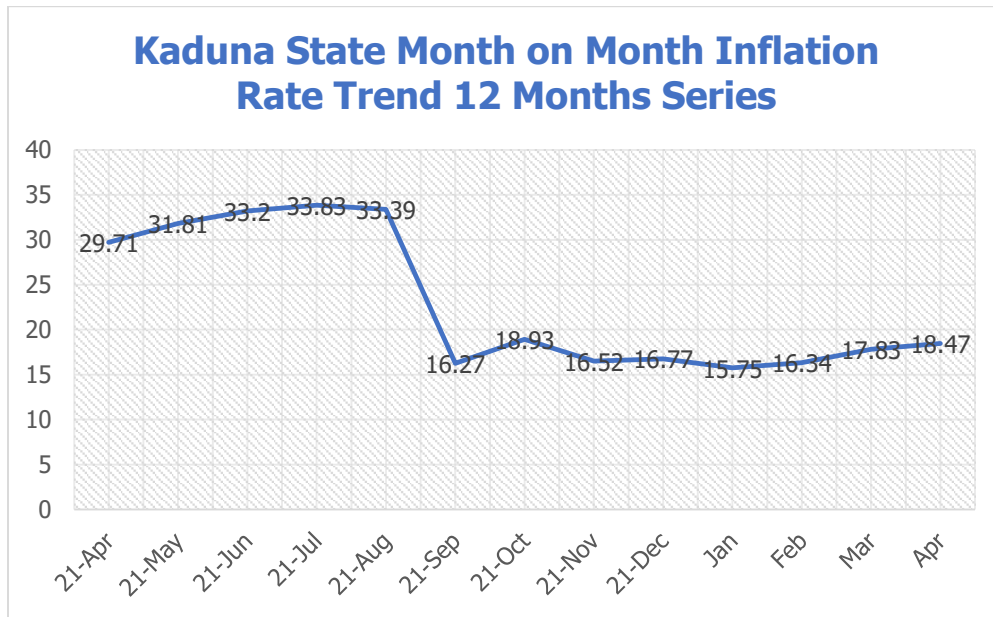


Figure 2

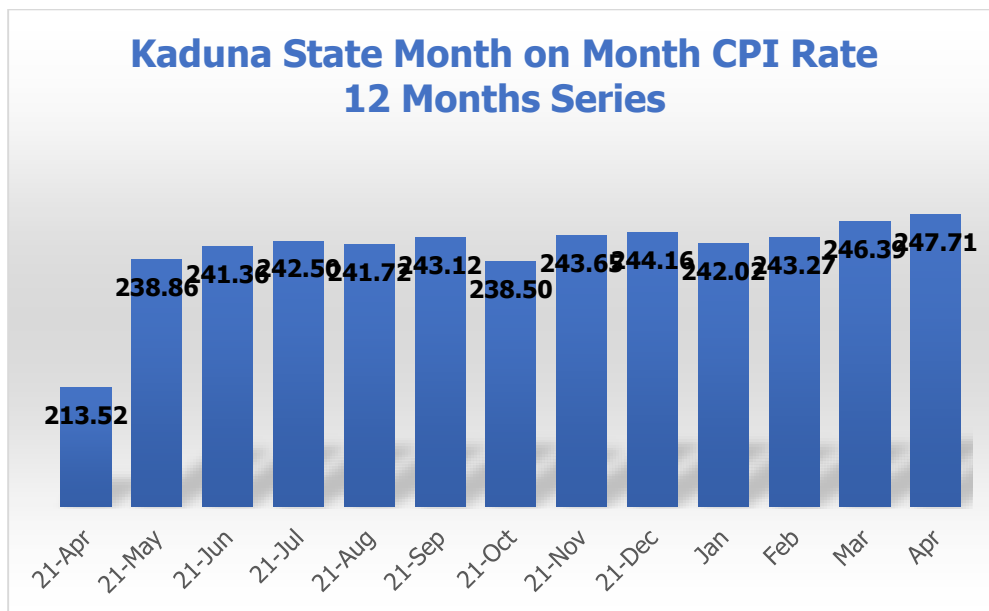


Figure 3

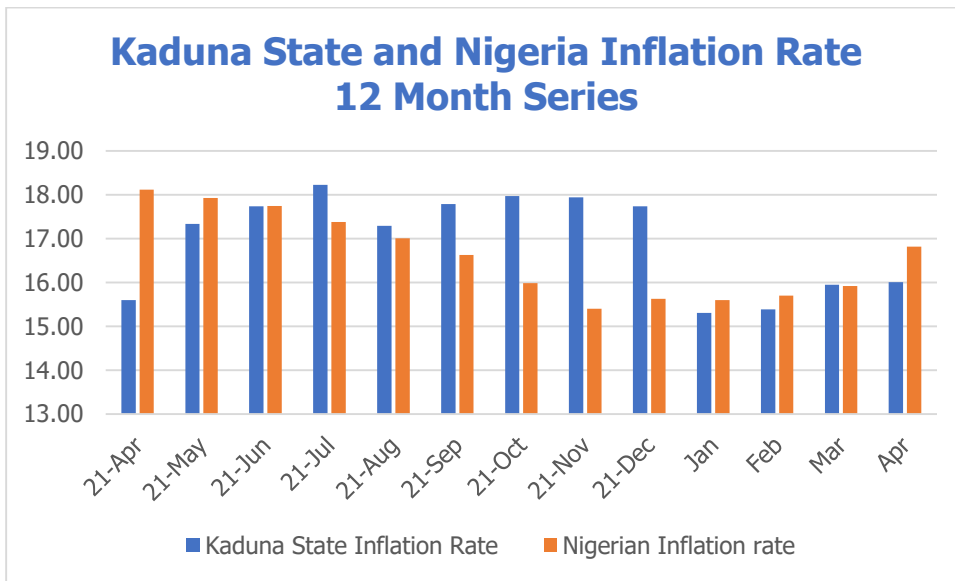


Figure 4

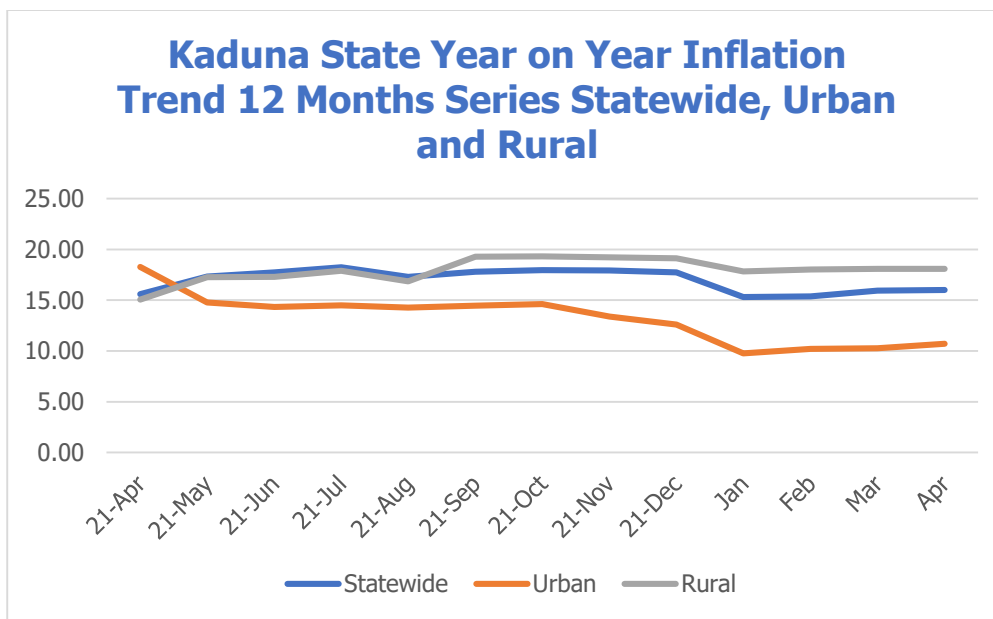


Figure 5

The CPI Year-On-Year Inflation Rate for Kaduna State increased constantly within the period of 2022 from 15.31% in January, 15.39% in February, 15.95% in March and 16.01% in April 2022 with an average of 15.67% Inflation Rate.

This implies that prices of some commodities increased throughout the first four months of 2022 but at a slower rate compared to the last Four months of 2021.

The chart and table below depict the Kaduna State January to April 2022 Year on Year Inflation Trend.

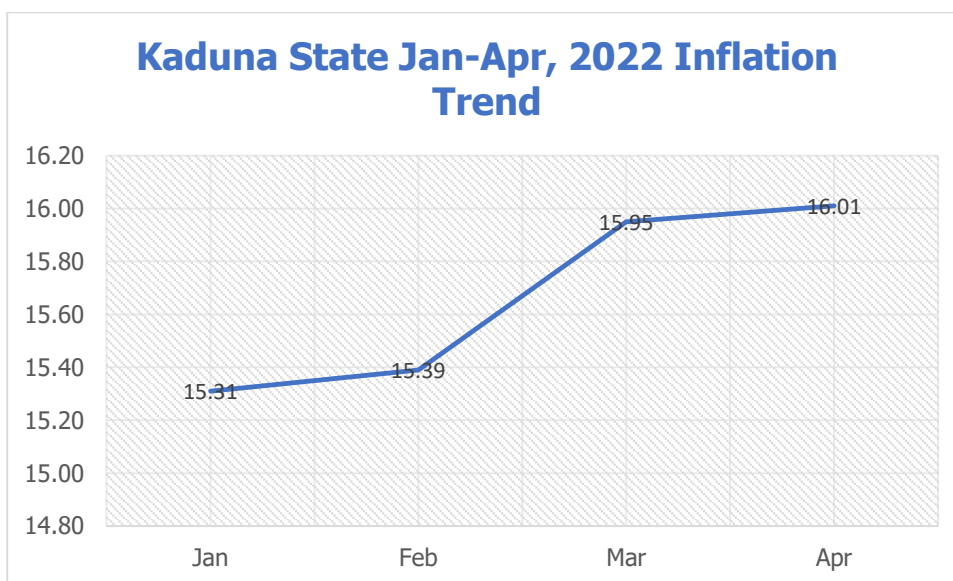


Figure 6

Appendix

TABLE 1: KADUNA STATE APRIL 2022 YEAR ON YEAR INFLATION RATE 12 MONTHS SERIES

MONTHS	INFLATION RATE
21-Apr	15.60
21-May	17.34
21-Jun	17.74
21-Jul	18.23
21-Aug	17.29
21-Sep	17.79
21-Oct	17.97
21-Nov	17.94
21-Dec	17.74
Jan	15.31
Feb	15.39
Mar	15.95
Apr	16.01
Average	16.95

TABLE 2: TOP FIVE ABSOLUTE CONTRIBUTIONS TO KADUNA STATE APRIL, 2022 MONTH-ON-MONTH INFLATION RATE

Top Five Absolute Contributions to Month-on-Month Inflation Rate		
1	Potatoes, yam and other tuber	6.28%
2	Bread and Cereals	6.05%
3	Garments	4.33%
4	Fish	3.53%
5	Meat	3.21%

TABLE 3: KADUNA STATE MONTH ON MONTH INFLATION RATE 12 MONTHS SERIES

MONTHS	INFLATION RATE
21-Apr	29.71
21-May	31.81
21-Jun	33.2
21-Jul	33.83
21-Aug	33.39
21-Sep	16.27
21-Oct	18.93
21-Nov	16.52
21-Dec	16.77
Jan	15.75
Feb	16.34
Mar	17.83
Apr	18.47

TABLE 4: KADUNA STATE MONTH ON MONTH CPI 12 MONTHS SERIES

MONTHS	CPI
21-Apr	235.04
21-May	238.86
21-Jun	241.36
21-Jul	242.50
21-Aug	241.72
21-Sep	243.12
21-Oct	238.50
21-Nov	243.65
21-Dec	244.16
Jan	242.02
Feb	243.27
Mar	246.39
Apr	247.71

TABLE 5: KADUNA STATE AND NIGERIA INFLATION RATE 12 MONTH SERIES

MONTHS	Kaduna State Inflation Rate	Nigerian Inflation rate
21-Apr	15.60	18.12
21-May	17.34	17.93
21-Jun	17.74	17.75
21-Jul	18.23	17.38
21-Aug	17.29	17.01
21-Sep	17.79	16.63
21-Oct	17.97	15.99
21-Nov	17.94	15.40
21-Dec	17.74	15.63
Jan	15.31	15.60
Feb	15.39	15.70
Mar	15.95	15.92
Apr	16.01	16.82

TABLE 5: KADUNA STATE JAN-APR 2022 INFLATION RATE

MONTHS	Kaduna State Inflation Rate
Jan	15.31
Feb	15.39
Mar	15.95
Apr	16.01

NORTH-WEST STATES MARCH AND APRIL, 2022 INFLATION RATE

STATE	MAR 2022 INFLATION RATE	APR 2022 INFLATION RATE
Jigawa	16.18	16.37
Kano	15.82	16.63
Katsina	15.40	16.24
Kebbi	18.06	18.12
Sokoto	14.63	14.66
Zamfara	17.49	17.57